

THE FINEST RADIO CONTROLLED MODELS  
**1990**

*Outdoors.com*



- DIRT OVAL RACERS ● SCALE MODELS ● FA SERIES
- CAR CRUSHERS ● 2WD OFF ROAD RACERS
- 4WD OFF ROAD RACERS ● SPECIAL RACING BUGGIES
- ELECTRIC POWERED AIRCRAFT ● ENGINE POWERED AIRCRAFT
- HELICOPTERS ● BOATS & YACHTS ● BATTERIES ● CHARGERS
- RACING MOTORS ● SPECIAL PARTS ● RADIOS ● ACCESSORIES

**KYOSHO**®  
THE FINEST RADIO CONTROL MODELS



KYLE

NISSEKI

DAYTONA

DAYTONA

SHOEI

# Kyosho Racing Spirits





1990



## DIRT OVAL RACERS

CHEVROLET LUMINA .....	9
SLING SHOT 4WD .....	10
SIDEWAYS .....	11

## SCALE SIZE CARS & MINI SIZE CARS

FERRARI F189 .....	14
NISSAN R89C .....	15
FERRARI F40 .....	16
NISSAN SKYLINE GT-R .....	17
NISSAN SAURUS .....	18
NISSAN 300ZX .....	19
PORSCHE 911 Turbo FLATNOSE .....	19
GRAND PRIX RACING BIKES .....	20
F-1 RACERS .....	22
MINI STOCKERS .....	24
BAJA-BUGS .....	25
BUICK STOCKER .....	26
BLIZZARD DX .....	27

## FA SERIES

FA HONDA RACER NSR500 .....	29
TURBO OPTIMA 14X .....	30
SKY BOMBER 14X .....	30

### CAR CRUSHERS

BIG BOSS	34
DOUBLE DARE 4WDS	35
HI-RIDER CORVETTE	36
BIG BRUTE	37
NITRO BRUTE	37

### OFF-ROAD RACERS—2WD

RAIDER 2WD	40
TURBO RAIDER	41
RAIDER ARR	42
SUPER BOMBER	43
ULTIMA PRO	44
MAXXUM FF	46

### OFF-ROAD RACERS—4WD

AERO STREAK 4WD	50
SHADOW 4WD	51
LAZER ZX	52
OPTIMA MID CUSTOM	54
OPTIMA MID CUSTOM SPECIAL	56
TURBO ROCKY	57

### ELECTRIC RACING CARS

AXIS EX	60
PLAZMA MK III KS-2	61

### GAS VEHICLES

ZR-1 CORVETTE	64
RAMPAGE GP-10	66
PEUGEOT 405	68
FORD RS-200	70
STINGER MK-II	71
TURBO BURNS 4WD	72
BURNS DX 2WD/BURNS DX 4WD	74
BMT 891	76
OPTION PARTS & ACCESSORIES	78

### ELECTRIC PLANES

PETIT FANTASY M20	90
PETIT BALLAD 900	91
PETIT BREEZIN 1200	91
REFLEX	92
FLASH EP	93
CESSNA 177 CARDINAL M36	94
ZERO FIGHTER M36	95
P-51D MUSTANG M36	95
VALENCIA 1800	96
EXPRESS M29	97
STRATUS 2000	98
MELODY 1500	100
MELODY MOTOR PYLON	101

### GAS PLANES

FLASH 10	104
CESSNA 177 CARDINAL 10	105
049 CESSNA 182 SKYLANE	106
049 TYPHOON	108
049 FAIRCHILD	109
ACROSKY	111
MISS AMERICA P-51D MUSTANG	111
CAP 21	112
OPTION PARTS & ACCESSORIES	113
EXCELCOTE/HANDY IRON	115
SILKYCOTE	116

### HELICOPTERS

CONCEPT 30DX	119
CONCEPT 30SE	119
CONCEPT 30 HUGHES 300	121
CONCEPT 30 HUGHES 500	121
CONCEPT 30 JET RANGER	121
OPTION PARTS & ACCESSORIES	124

### BOATS/YACHTS

JET STREAM GP-10	128
JET STREAM 800	129
HURRICANE	130
TOM'S RIVER	131
OCEAN 500	132
RIVIERA	133
FAIRWIND	134

### MISC

NiCd BATTERIES	138
CHARGERS	140
MOTORS	142
BLITZ STARTER	145
COLOR DECAL	148
MICRON LINE TAPE	149
POLYCA COLOR	149
SOLDERING IRON	150
HOBBY SHEARS & SANDER	150
DIGITAL PROPORTIONAL RADIO CONTROL SYSTEMS	151
ELECTRONIC SPEED CONTROLLERS	153
KYOSHO ORIGINALS	154
FREE FLIGHT PLANE	156
MERMAID	157
POPCRAFT	157

# DIRT OVAL RACERS




Motorcraft  
QUALITY PARTS

Motorcraft  
SHELBY  
Motorcraft  
SUNOCO  
R. WALDEGARD

SUNOCO


www.hobby.com

CHEVROLET LUMINA  
ELECTRIC POWERED 4WD



## GET IN THE WINNER'S CIRCLE WITH KYOSHO!


INDOORS! OUTDOORS! SPORTS CARS! RALLY CARS! GRAND PRIX CARS! DIRT TRACK CARS! STOCK CARS! 1/10-SCALE RADIO CONTROL TRACK RACING IS ALREADY A SPORT FOR WINNERS! AND IT GAINS MORE FANS BY THE DAY! THE CARS ARE BIG ENOUGH TO LOOK IMPRESSIVE, EVEN ON LARGE TRACKS, AND THERE IS LOTS OF SPACE FOR SOPHISTICATED SUSPENSION AND COMPONENTS FOR TOP ROADHOLDING. YOU'LL WIN WITH KYOSHO!



DRIVE VIA  
EASY-TO-USE  
THE HEAVY  
IS POS-



# OVAL CAR RACE





# CHEVROLET LUMINA

ELECTRIC POWERED 4WD DIRT OVAL RACER

1:10 SCALE

No.4256



## HIGH-PERFORMANCE SCALE DIRT OVAL RACING STOCK CAR

THE CHEVROLET LUMINA IS ONE OF THE BEST KNOWN AMERICAN DIRT OVAL RACING CARS. KYOSHO'S ACCURATE 1/10 SCALE RADIO CONTROLLED VERSION GIVES JUST AS MUCH EXCITEMENT, IN A SMALLER SPACE AND AT MUCH LOWER COST! THE BODY HAS BEEN PRECISION MOLDED TO PRESERVE ALL THE DETAIL OF THE FULL-SIZE MACHINE. UNDER THE SKIN IS A FULL-COMPETITION CHASSIS (STIFF FRP) WITH LONG-TRAVEL INDEPENDENT

SUSPENSION ON ALL FOUR WHEELS, AND FULL-TIME FOUR-WHEEL DRIVE VIA AN EFFICIENT AND RELIABLE DUAL DRIVE BELT SYSTEM OF EASY-FLEX TOOTHED BELTS. THE NORMAL SET-UP IS WITH LEFT BIAS OF THE HEAVY COMPONENTS FOR BEST CCW RACING, BUT EQUAL L-R BALANCE IS POSSIBLE. THE RESULT? TOP HANDLING AND MAX FUN!

### Required for operation (Not included)

- Two-channel radio control set
- Rechargeable NiCd battery pack (Recommended KYOSHO parts in parentheses)/7.2V-1200mAh (2310 or 2331), 7.2V-1700mAh (2300E or 2320)
- Charger for NiCd battery (2246, 1849, 2326 (7.2V only)).

### Technical data

- Length/480mm (18.9")
- Width/240mm (9.4")
- Height/130mm (5.1")
- Wheelbase/278mm (10.9")
- Front track/200mm (7.9")
- Rear track/202mm (8.0")
- Ground clearance/15mm (0.6")
- Tires (F/R)/φ77×36mm
- Weight/1750g (3.9 lb)
- Gear ratio/7.54:1
- Motor (Included)/LeMANS 240ST
- Speed controller (Included)/Rotary (3FWD/1REV)
- Battery (Not included)/7.2V-1200/1700mAh (With changed connector)
- Radio control set (Not included)/Two channel with two servos

# SLING SHOT 4WD

## ELECTRIC POWERED DIRT OVAL CAR

1:10 SCALE  
No.3156






### FOR HIGH-PERFORMANCE DIRT OVAL COMPETITION!

GET INTO THIS NEW AND POPULAR 1/10-SCALE RACING CLASS! CUSTOM BUILD YOUR OWN DIRT TRACK RACER ON THIS HIGH-PERFORMANCE CHASSIS! LONG-TRAVEL WISHBONE/ARM ALL-INDEPENDENT SUSPENSION, WITH TOP-QUALITY OIL-FILLED SHOCK ABSORBERS TO KEEP IT ON COURSE, WHATEVER THE TRACK CONDITIONS. RIGHT-LEFT WEIGHT DISTRIBUTION CAN BE ADJUSTED BY MOUNTING PART OR ALL OF THE BATTERY PACK ON THE LEFT. (CHASSIS ALSO SUITABLE FOR NORMAL TRACK RACING.) BATTERY MOUNTS FOR SADDLEPACK AND STICK BATTERIES, 7.2V AND 8.4V. TOP-QUALITY KIT, WITH FULL SET OF BALL BEARINGS (15) AND STIFF FRP CHASSIS.



4WD  
DIRT OVAL  
RACER



#### Required for operation

- NiCd battery / No.2320, 2331, 2330E, 2310 or 2218 recommended ● Charger for battery / No.1845, 1859, 2326 or 2325 recommended ● Motor / Mega No.2412 recommended
- Radio control set / No.2555 or 2556 recommended ● Speed controller / No.2593 or 2592 (Electronic) recommended

#### Technical data

- Length (Chassis) / 410mm (16.1") ● Width (Chassis) / 240mm (9.4") ● Height (Chassis) / 140mm (5.5") ● Wheelbase / 278mm (10.9") ● Ground clearance / 18mm (0.71") ● Front track / 213mm (8.4")
- Rear track / 202mm (8.0") ● Front tire /  $\phi 85 \times 30$ mm Block pattern ● Rear tire /  $\phi 85 \times 37$ mm Block pattern ● Weight (Ready to run) / 1600g (3.5 lb) ● Gear ratio / 7.54:1
- Battery (Not included) / 7.2-8.4V rechargeable nickel cadmium:1200~1700mAh ● Motor (Not included) / Mega No.2412 recommended ● Radio control set (Not included) / Two-channel required

# SPRINT CAR "SIDEWAYS"

ELECTRIC POWERED DIRT OVAL RACER

1:10 SCALE  
No.3126



2WD  
DIRT OVAL  
RACER

## 60'S SPRINT RACING EXCITEMENT IN THE 80'S!

*SIDEWAYS* IS HOW SPRINT DIRT-TRACK CARS WERE USUALLY DRIVEN THROUGH THE CORNERS. AND YOU CAN PUSH THIS 1/10-SCALE MODEL HARD WITH THE SAME WILD DRIVING STYLE! THE 60'S SPRINT CARS HAD A BIG V-8 ENGINE, WHILE THE *SIDEWAYS* HAS A HIGH-TORQUE STOCK 05 MOTOR TO PROVIDE THE URGE, UNDER THE CONTROL OF A HIGH-QUALITY ROTARY SPEED CONTROLLER WITH THREE FORWARD SPEEDS AND ONE REVERSE. AN ALL-INDEPENDENT WISHBONE/ARM SUSPENSION WITH LARGE-BORE OIL-FILLED SHOCK ABSORBERS KEEPS IT UNDER CONTROL ON ANY SURFACE. WING WITH ASSYMETRIC DAMS AND SELECTABLE BATTERY PLACEMENT FOR OPTIMIZED LEFT-TURN RACING. EXHAUST PIPES, ROLL CAGE, SIDE GUARD, ETC., INCLUDED.




### Required for operation (Not included) / Suggested for best appearance

● Radio control set: Two channel / Two servo ● Rechargeable NiCd battery / 7.2V-1200mAh (No.2310, 2306), 7.2-V1700mAh (2330E) ● Charger for battery (No.2246, 1849, 2326) ● Polycolor paint ● Microliner striping tape

### Technical data

● Length / 410mm (16.1") ● Width / 290mm (11.4") ● Height / 260mm (10.2") ● Wheelbase / 268mm (10.6") ● Ground clearance / 40mm (1.6") ● Front track / 215mm (8.5") ● Rear track / 225mm (8.9")  
● Tires / F:  $\phi 75 \times 35$ mm, R:  $\phi 86 \times 63$ mm ● Weight / 1800g (4 lb) ● Gear ratio / 8.2:1 ● Motor (Included) / LeMANS stock 05 ● Battery (Not included) / 7.2V-1200/1700mAh  
● Radio control set / Two channels, two servos (BEC type)

# SCALE MODELS





**F-1 RACER "FERRARI F189"**  
ELECTRIC POWERED SCALE F-1 RACING CAR

**1:10 SCALE**  
No.4201



**SUPER PERFORMANCE! SUPER-REALISTIC APPEARANCE!**

THIS SUPER-REALISTIC FERRARI GRAND PRIX CAR LOOKS AND HANDLES LIKE THE REAL THING! COMPLETELY SCALE SUSPENSION ARMS (GLASS-NYLON DOUBLE WISHBONES ALL AROUND). AERODYNAMIC BODY SHAPE AND WING. SLICK TIRES. SPONSOR INSIGNIAS. IT'S ALL THERE FOR EXCITING F-1 RACING IN MINIATURE! POWERFUL MEGA MOTOR (INCLUDED) AND BATTERY ARE MOUNTED MIDSHIPS FOR IDEAL BALANCE. HIGH-

QUALITY ROTARY SPEED CONTROLLER (3FWD/1 REV) WITH SILVER CONTACTS FOR PRECISE SPEED CONTROL. SPECIAL LATERAL-COMPLIANCE SHOCK ABSORBING SYSTEM AND SERVO SAVER TO PREVENT DAMAGE TO FRONT SUSPENSION AND STEERING SERVO. FRP CHASSIS. QUICK BODY REMOVAL WITH DZUS FASTENERS. OPTIONAL SPONGE TIRES AND FULL (12) BALL-BEARING SET.

**Required for operation (Not included)**

- Rechargeable NiCd battery / 7.2V-1200mAh/1700mAh (Recommended: No.2306, 2330, or 2310)
- Charger for battery (Recommended: No.1845, 1849, 2246, or 2326)
- Radio control set with BEC system (Recommended: No.2555 or 2556)

**Technical data**

- Length / 415mm (16.3")
- Width / 186mm (7.3")
- Height / 100mm (3.9")
- Wheelbase / 247mm (9.7")
- Ground clearance / 10mm (0.4")
- Track / F:158mm (6.2"); R:146mm (5.7")
- Tires / F:  $\phi$ 55x27mm; R:  $\phi$ 60x40mm
- Weight / 1300g (2.9 lb)
- Gear ratio / 3.9:1
- Motor (Included) / MEGA OUTLAW STOCK
- Speed controller (Included) / KYOSHO ROTARY
- Battery (Not included) / 7.2V-1200/1700mAh NiCd
- Radio control set (Not included) / Two channels, two servos

**NISSAN R89C**  
ELECTRIC POWERED RACING CAR

**1:10 SCALE**  
No.4206



**EXCITING LeMANS RACING CAR IN 1/10-SCALE!**

THE R89C WAS NISSAN'S ENTRY IN THE GROUP C CLASS OF THE WORLD-FAMOUS ANNUAL LeMANS 24 HOUR RACE. THE REALISTIC BODY, SPONSOR INSIGNIAS, MAKES THIS IMPRESSIVELY SIZED MODEL LOOK FAST EVEN WHEN IT IS STANDING-STILL! THE R89C SHARES THE SAME STIFF FIBER-GLASS (FRP) CHASSIS AND SOPHISTICATED DOUBLE-WISHBONE ALL-INDEPENDENT SUSPENSION WITH FRICTION SHOCKS OF THE FERRARI F-1

**Required for operation (Not included)**

- Rechargeable NiCd battery / 7.2V-1200mAh/1700mAh (Recommended: No.2306, 2330, or 2310)
- Charger for battery (Recommended: No.1845, 1849, 2246, or 2326)
- Radio control set with BEC system (Recommended: No.2555 or 2556)

**Technical data**


- Length / 450mm (17.7")
- Width / 190mm (7.5")
- Height / 100mm (3.9")
- Wheelbase / 247mm (9.7")
- Ground clearance / 10mm (0.4")
- Track / F:158mm (6.2"); R:146mm (5.7")
- Tires / F:φ55×27mm; R:φ60×40mm
- Weight / 1300g (2.9 lb)
- Gear ratio / 3.9:1
- Motor (Included) / MEGA OUTLAW STOCK
- Speed controller (Included) / KYOSHO ROTARY
- Battery (Not included) / 7.2V-1200/1700mAh NiCd
- Radio control set (Not included) / Two channels, two servos

CAR FOR GOOD HANDLING ON ROAD-TYPE TRACKS. SCALE WHEELS WITH REALISTIC RADIAL-PATTERN TIRES. A POWERFUL MEGA MOTOR PROVIDES THE URGE. (ANY OPTIONAL 05-SIZE MOTOR MAY BE FITTED FOR EVEN HIGHER PERFORMANCE.) ROTARY SPEED CONTROLLER. FULL SET OF 12 BALL BEARINGS AVAILABLE AS HOP-UP OPTION.

**FERRARI F40**  
ELECTRIC POWERED SUPERCAR

**1:10 SCALE**

No.4257



**EXCITING SCALE MODEL OF EXCITING HIGH-PERFORMANCE SUPERCAR!**

WITH ITS TWIN-TURBO V-8 ITALIAN PERFORMANCE, THE FERRARI F40 IS ONE OF THE MOST EXCITING STREET-LEGAL CARS MADE. THIS LARGE (1/10-SIZE) ACCURATE-SCALE MODEL FROM KYOSHO OFFERS THE SAME TYPE OF PERFORMANCE. BASED ON THE ALLOY ALUMINUM CHASSIS AND RUNNING GEAR OF A PROVEN RACE WINNER. FOUR-WHEEL DRIVE BY EFFICIENT, LIGHTWEIGHT TOOTHED BELT, FACTORY-ASSEMBLED GEAR-TYPE DIFFER-

ENTIALS, AND UNIVERSAL-JOINTED SWING SHAFTS AT THE FRONT, TO PUT ALL THE POWER OF THE MEGA MOTOR ONTO THE ROAD. THE HIGH-QUALITY ROTARY SPEED CONTROLLER (3 FWD/1 REV) GIVES PRECISION CONTROL. SCALE ALUMINIZED NYLON WHEELS AND RADIAL-PATTERN TIRES. SEE DESCRIPTION OF SKYLINE FOR MORE DETAILS.

**Required for operation (Not included) / Suggested for best appearance**

● Rechargeable NiCd battery/7.2V-1200/1700mAh (Recommended: No.2310, 2306, 2331, 2330 or 2320) ● Charger for battery (Recommended: No.1845, 1849 or 2326) ● Radio control set (Recommended: No.2555 or 2556)

● Polycarbonate color paint ● Microline striping tape

**Technical data**

● Length/498mm (19.6") ● Width/286mm (12.3") ● Height/130mm (5.1") ● Wheelbase/273mm (10.7") ● Ground clearance/20mm (0.8") ● Front track/205mm (8.1") ● Rear track/209mm (8.2")

● Weight/1650g (3.6 lb) ● Tires/(F/R)φ77×36mm ● Gear ratio/9.8:1 ● Motor (Included)/MEGA OUTLAW STOCK ● Speed controller (Included)/KYOSHO ROTARY

● Battery (Not included)/7.2V-1200/1700mAh Rechargeable NiCd ● Radio control set (Not included)/Two channels, two servos



**NISSAN SKYLINE GT-R**  
ELECTRIC POWERED GROUP A RACING CAR

**1:10 SCALE**  
No.4258



**HIGH-PERFORMANCE RACING ROAD CAR**

THE SKYLINE GT-R IS NISSAN'S HIGHLY SUCCESSFUL ENTRANT IN GROUP A RACING. WITH OVER 500HP, IT REALLY MOVES. THIS KYOSHO MODEL GIVES THE SAME PERFORMANCE IN SMALLER SCALE (1/10-SIZE). THE SKYLINE SHARES THE MECHANICAL SPECS OF THE FERRARI F-40. THIS INCLUDES THE LONG-TRAVEL WISHBONE/ARM ALL-INDEPENDENT SUSPENSION WITH STRONG GLASS-REINFORCED LINKAGES PLUS PRESSURE-TYPE OIL-FILLED

SHOCK ABSORBERS THAT KEEP IT ON COURSE, EVEN ON ROUGH TRACKS. SELECTABLE LINKAGE PIVOT POINTS AND QUICK-ADJUST ARMS FOR EASY CAMBER AND TOE-IN CHANGES. SERVO SAVER. CUSTOM ALUMINIZED NYLON WHEELS. EITHER SADDLE-PACK OR STICK NiCd BATTERY CAN BE USED.

**Required for operation (Not included)/Suggested for best appearance**

● Rechargeable NiCd battery/7.2V-1200/1700mAh (Recommended: No.2310, 2306, 2331, 2330 or 2320) ● Charger for battery (Recommended: No.1845, 1849 or 2326) ● Radio control set (Recommended: No.2555 or 2556)

● Polycarbonate color paint ● Micronline striping tape

**Technical data**

● Length/505mm (19.9") ● Width/286mm (12.3") ● Height/135mm (5.3") ● Wheelbase/273mm (10.7") ● Ground clearance/20mm (0.8") ● Front track/205mm (8.1") ● Rear track/209mm (8.2")

● Weight/1650g (3.6 lb) ● Tires/(F/R)φ77×36mm ● Gear ratio/9.8:1 ● Motor (Included)/MEGA OUTLAW STOCK ● Speed controller (Included)/KYOSHO ROTARY

● Battery (Not included)/7.2V-1200/1700mAh Rechargeable NiCd ● Radio control set (Not included)/Two channels, two servos

# ROAD RACER "NISSAN SAURUS" ELECTRIC POWERED RACING CAR

1:10 SCALE

No.3131



## CUTE AND ZIPPY ENTRY-LEVEL RACING CAR

THE SAURUS IS A LOW-PRICED RACING CAR FOR LEARNING DRIVERS. THE KYOSHO MODEL IS PEPPY AND OFFERS SPORTY PERFORMANCE. SAURUS USES A RACE-PROVEN CHAMPIONSHIP-WINNING TWO-WHEEL DRIVE CHASSIS, SO ITS ROADHOLDING IS TOPS. THE LONG-TRAVEL ALL-INDEPENDENT SUSPENSION AND PRESSURE-TYPE OIL-FILLED SHOCK ABSORBERS KEEP IT UNDER CONTROL, EVEN ON ROUGH TRACKS. UNDERNEATH IS A STRONG,

LIGHT, ALLOY ALUMINUM CHASSIS. KIT INCLUDES A POWERFUL STOCK 05 MOTOR, REGULATED BY A HIGH-QUALITY ROTARY SPEED CONTROLLER. UNEQUALLY-SPLIT BATTERY PACKS CAN BE USED TO BALANCE THE CAR FOR LEFT-TURN-ONLY RACING DIRT-OVAL STYLE, OR A BALANCED OR STICK PACK FOR CONVENTIONAL COURSES. SEE ALSO THE PORSCHE/300ZX DATA.

### Required for operation (Not included)

- Rechargeable NiCd battery / 7.2V-1200/1700mAh (Recommended: No.2310, 2361, 2306, 2331, 2330 or 2320)
- Charger for battery (Recommended: No.1845, 1849, 2246, or 2326)
- Radio control set (Recommended: No.2555 or 2556)

### Technical data

- Length / 393mm (15.6")
- Width / 244mm (9.6")
- Height / 140mm (5.5")
- Wheelbase / 273mm (10.7")
- Ground clearance / 20mm (0.8")
- Track / F:192mm (7.6"); R:208mm (8.2")
- Weight / 1500g (3.3 lb)
- Tires / (F/R)  $\phi 77 \times 36$ mm
- Gear ratio / 9:1
- Motor (Included) / LeMANS STOCK 05
- Speed controller (Included) / KYOSHO ROTARY
- Battery (Not included) / 7.2V-1200/1700mAh Rechargeable NiCd
- Radio control set (Not included) / Two channels, two servos

**NISSAN 300ZX**  
ELECTRIC POWERED SPORTS CAR  
1:10 SCALE No.4251

**PORSCHE 911 Turbo FLATNOSE**  
ELECTRIC POWERED SPORTS CAR  
1:10 SCALE No.4252



**SPORTY GOOD LOOKS  
AND PERFORMANCE**

THE 300ZX IS THE LATEST VERSION OF THE EVER-POPULAR NISSAN SPORTS CAR. THE KYOSHO CAR SHARES THE SPECIFICATIONS OF THE SAURUS AS WELL AS THE DOUBLE-DECK 2mm THICK ALLOY ALUMINUM CHASSIS, CUSTOM NYLON WHEELS AND SCALE BRIDGESTONE POTENZA RADIAL-PATTERN TIRES, WIDE FRONT BUMPER, AND SCALE BODY. ALTHOUGH A SCALE MODEL OF A ROAD CAR, THE MODEL CAN BE RUN ON MODERATELY ROUGH SURFACE WITHOUT RISK, SO A SPECIAL TRACK IS NOT REQUIRED

**Required for operation (Not included) / Suggested for best appearance** ● Rechargeable NiCd battery/7.2V-1200/1700mAh (Recommended: No.2310, 2361, 2306, 2331, 2330 or 2320)  
● Charger for battery (Recommended: No.1845, 1849 or 2326) ● Radio control set (Recommended: No.2555 or 2556) ● Polycolor paint ● Micronline striping tape  
**Technical data** ● Length/475mm (18.7") ● Width/244mm (9.6") ● Height/135mm (5.3") ● Wheelbase/273mm (10.7") ● Ground clearance/25mm (1.0") ● Front track/192mm (7.6") ● Rear track/208mm (8.2")  
● Weight/1750g (3.8 lb) ● Tires/(F/R)φ77×36mm ● Gear ratio/9:1 ● Motor (Included)/LeMANS STOCK 05 ● Speed controller (Included)/KYOSHO ROTARY  
● Battery (Not included)/7.2V-1200/1700mAh Rechargeable NiCd ● Radio control set (Not included)/Two channels, two servos



**SPORTY MODEL OF POWERFUL  
SPORTS CAR**

THE PORSCHE NAME IS KNOWN AROUND THE WORLD FOR HIGH-PERFORMANCE LUXURY SPORTS CARS. THE KYOSHO MODEL HAS THE SAME GOOD LOOKS OF THE ORIGINAL, AND IS IMPRESSIVELY LARGE AT 1/10-SCALE, LIKE THE SAURUS AND 300ZX. THE PORSCHE HAS THE SAME MECHANICAL PARTS AND GREAT FEATURES OF THE OTHER TWO CARS, SUCH AS THE ALL-INDEPENDENT WISHBONE/ARM SUSPENSION AND HIGH-PERFORMANCE PRESSURE OIL-FILLED SHOCK ABSORBERS, BUT HAS ITS OWN DISTINCTIVE WHEELS.

**Required for operation (Not included) / Suggested for best appearance** ● Rechargeable NiCd battery/7.2V-1200/1700mAh (Recommended: No.2310, 2361, 2306, 2331, 2330, 2321 or 2320)  
● Charger for battery (Recommended: No.2246, 1849 or 2326) ● Polycolor paint ● Micronline striping tape  
**Technical data** ● Length/540mm (21.3") ● Width/244mm (9.6") ● Height/160mm (6.3") ● Wheelbase/273mm (10.7") ● Ground clearance/25mm (1.0") ● Front track/192mm (7.6") ● Rear track/208mm (8.2")  
● Weight/1780g (3.9 lb) ● Tires/(F/R)φ77×36mm ● Gear ratio/9:1 ● Motor (Included)/LeMANS STOCK 05 ● Speed controller (Included)/KYOSHO ROTARY  
● Battery (Not included)/7.2V-1200/1700mAh Rechargeable NiCd ● Radio control set (Not included)/Two channels, two servos



YZR TEAM COLORS ILLUSTRATED ARE FOR JAPANESE MARKET ONLY.

SUZUKI RGV-gamma

### MOTORCYCLE REALISM IN MINIATURE!

THE SUZUKI RGV-gamma 500 (MAIN ILLUSTRATION), AND ITS STABLEMATES, THE HONDA NSR 500 AND YAMAHA YZR 500, ARE HIGH-PERFORMANCE 1/8-SCALE RADIO CONTROLLED MOTORCYCLES THAT ARE JUST AS EASY TO DRIVE AS A MODEL CAR, AND LOTS OF FUN! THE URGE COMES FROM THE POWERFUL, COMPACT DM20 MOTOR (INCLUDED), POWERED BY A LIGHTWEIGHT 7.2V-270mAh OR 7.2V-600mAh RECHARGEABLE NICKEL CADMIUM BATTERY (NOT INCLUDED) THEY LEAN REALISTICALLY AS THEY

BLAST THROUGH THE CURVES GRAND-PRIX STYLE. THE UNIQUE GYRO-STEERING SYSTEM MAKES IT EASY TO OPERATE, EVEN FOR BEGINNERS (LIGHTWEIGHT FRONT WHEEL AVAILABLE FOR HIGH PERFORMANCE). REAL CHAIN DRIVE, WITH CHOICE OF THREE FINAL DRIVE RATIOS (GEARS INCLUDED). STRONG GLASS FIBER-REINFORCED FRAME, POLYCARBONATE AND NYLON FAIRING, TANK, AND SEAT PARTS. REALISTIC DRIVER. CUSTOM PAINT SET WITH MATCHED COLORS AVAILABLE FOR EACH MODEL.

#### Required for operation/Recommended for best appearance

●Two channel radio control set with servo for miniature cars and electronic speed controller ●7.2V-270mAh or 7.2V-600mAh NiCd battery and charger ●Paint set

#### Technical data

●Length/270mm (10.6") ●Width/81mm (3.2") ●Height/154mm (6.1") ●Wheelbase/185mm (7.3") ●Tires/(F)  $\phi$ 78×18mm; (R)  $\phi$ 86×23mm ●Total weight/680g (24.7oz) ●Gear ratio/13.8:1~19.3:1  
 ●Motor/LeMans DM20(Included) ●Battery/7.2V-270mAh(Not included) ●Radio/2-channel (Not included)

# GRAND PRIX RACING BIKES

ELECTRIC POWERED MOTORCYCLE


"YAMAHA YZR500 WORKS COLOR" No.3006  
 "HONDA NSR500" No.3002  
 "SUZUKI RGV- $\Gamma$ " No.3004

1:8 SCALE



SET ILLUSTRATED IS FOR JAPAN MARKET ONLY.

SETS OF PAINTS EXACTLY MATCHED TO THE COLOR SCHEMES OF THE MOST FAMOUS RACING TEAMS ARE AVAILABLE FOR DECORATING EACH OF THESE MACHINES.



TUBELESS SEMI-PNEUMATIC SYNTHETIC RUBBER TIRES. GYRO-STEERING FRONT WHEEL UNIT.



FUNCTIONING FRONT SUSPENSION WITH INTERNAL SPRINGS REALISTIC ACTION.



DRIVE TO REAR WHEEL BY REAL ROLLER CHAIN. REALISTIC SLICK RACING TIRES.



RIGID MONOCOQUE FRAME SUPPORTS SUSPENSION AND RUNNING GEAR, AIDS EASY ASSEMBLY.



POWERFUL 7.2V-270mAh NiCd BATTERY (NOT INCLUDED) CLIPS UNDER CHASSIS FOR LOW CG.



### LIVING ROOM GRAND PRIX RACING THRILLS!

GRAND PRIX RACING COMES TO THE LIVING ROOM! THESE FINELY DETAILED VEHICLES ARE MINIATURE IN SIZE ONLY. THE PERFORMANCE IS FULL SCALE! MOVE THE TRANSMITTER STICK FORWARD AND THEY GO! THE CHASSIS IS STIFF GLASS-POLYESTER. THE SUSPENSION IS INDEPENDENT ON ALL WHEELS, WITH FUNCTIONAL FRICTION SHOCKS, AND IS COMPLETELY SCALE IN APPEARANCE GEOMETRY. (THE DESIGNS ARE REPRODUCED BY SPECIAL

PERMISSION.) THE PERFORMANCE COMES FROM THE CUSTOM-MADE DM20 MINIATURE CAR MOTOR AND A 7.2V-270mAh NiCd BATTERY. (RECHARGEABLE IN A MAXIMUM OF 15 MINUTES WITH CHARGER #2312. MOTOR INCLUDED IN KIT. BATTERY AND CHARGER NOT INCLUDED.) CHOICE OF FOUR GEAR RATIOS TO MATCH CAR TO TRACK CONDITIONS. CAN BE RACED IN SMALL AREAS.

#### Required for operation/Recommended for best appearance (Not included)

●Radio control system/Two-channel with micro receiver/Speed controller and mini servo ●Battery: 7.2V-270mAh NiCd "square pack" ●Charger ●Paint set

#### Technical data

●Length/238mm (9.4") ●Width/118mm (4.6") ●Height/60mm (2.4") ●Wheelbase/150mm (5.9") ●Ground clearance/6mm (0.24") ●Front track/97mm (3.8") ●Rear track/93mm (3.7") ●Weight/360g (12.7 oz)  
 ●Tires/(F)  $\phi$ 34x18.5mm; (R)  $\phi$ 36x24mm ●Gear ratios/5.33:1 to 8.7:1 ●Motor/LeMans DM20 (Included) ●Battery/7.2V-270mAh NiCd square pack (Not included)  
 ●Radio control system/Miniature set with micro servo and electronic speed controller (Not included)

# F-1 RACERS

ELECTRIC POWERED SCALE F-1 RACING CAR

"McLAREN MP4/3 TAG TURBO" No.3176

"LOTUS HONDA 99T" No.3175

"WILLIAMS HONDA" No.3177





1:18 SCALE



SET ILLUSTRATED IS FOR JAPAN MARKET ONLY.

SETS OF PAINTS EXACTLY MATCHED TO THE COLOR SCHEMES OF THE MOST FAMOUS RACING TEAMS ARE AVAILABLE FOR DECORATING EACH OF THESE MACHINES.

- 1 FRONT SUSPENSION ARM. SCALE GEOMETRY.
- 2 SCALE-LOOKING REAR SUSPENSION.
- 3 GLASS-REINFORCED POLYESTER CHASSIS. STRONG, LIGHT.
- 4 DIFFERENTIAL.
- 5 HIGH-PERFORMANCE LeMANS DM20 MOTOR (INCLUDED).
- 6 "SQUARE PACK" 7.2V-270mAh NiCd BATTERY PACK (NOT INCLUDED).
- 7 TWO-CHANNEL RADIO SET FOR MINIATURE CARS (NOT INCLUDED).
- 8 SPONGE TIRES FRONT/REAR FOR GOOD TRACTION ON ASPHALT OR CARPET.



FRONT SUSPENSION IS TRUE SCALE IN GEOMETRY. STRONG STEEL A-ARMS. REALISTIC APPEARANCE. REAR SUSPENSION HAS SCALE LOOK AND TRUE GEOMETRY. EFFECTIVE ACTION.

BATTERY CLICKS INTO PLACE AND IS REMOVED EASILY. SQUARE PACK BATTERY USABLE IN OTHER MAKER'S CARS.

DRIVE PINION ON MOTOR CAN BE CHANGED TO ALTER DRIVE RATIO. INTERNAL GEARS GIVE TWO MORE RATIOS.

**MINI STOCKERS**  
ELECTRIC POWERED RACING CAR


"BMW M3" No.3194 / BMW M3  
"MERCEDES BENZ 190E" No.3195

**1:20 SCALE**



**HIGH-SPEED RALLY CAR  
EXCITEMENT**

ENJOY THE HOT PERFORMANCE OF SOME OF THE FASTEST ROAD CARS IN THE WORLD IN 1/20-SCALE UNDER RADIO CONTROL. ACCELERATE AND STEER THROUGH THE BENDS! YOU CAN DO IT WITH THESE MINIATURE "GROUP A TOURING" CARS IN A LARGE LIVING ROOM OR BASEMENT! HOURS OF FUN! THE POWERPLANT IS A CUSTOM-MADE DM20 MOTOR (INCLUDED; DM20BB WITH BALL BEARINGS OPTIONAL). ENERGIZED BY A 7.2V-270mAh NiCd BATTERY. (RECHARGEABLE IN ONLY A FEW MINUTES. BATTERY INCLUDED IN KIT.) DESPITE THE SMALL SIZE, THE SUSPENSION IS INDEPENDENT ON ALL FOUR WHEELS, WITH EFFECTIVE FRICTION-TYPE SHOCK ABSORBERS.



- ① WISHBONE/ PARALLEL ARM INDEPENDENT SUSPENSION FRONT/REAR.
- ② EFFECTIVE, LIGHTWEIGHT ALUMINUM FRICTION-TYPE SHOCK ABSORBERS.
- ③ STRONG, LIGHT ALUMINUM HALF-SHAFTS.
- ④ CUSTOM HIGH-PERFORMANCE LeMANS DM20 MOTOR (INCLUDED).
- ⑤ SEMI-PNEUMATIC TIRE WITH FULLY-SCALE TREAD PATTERN.
- ⑥ NYLON MOTOR GUARD.
- ⑦ HIGH-POWER 7.2V-270mAh NiCd BATTERY (INCLUDED, WITH CHARGER).
- ⑧ COMBINED GEARBOX/DIFFERENTIAL WITH CLOSE-MOUNTED MOTOR.

**Required for operation/Recommended for best appearance (Not included)**

● Radio control system / Two-channel with micro receiver / Speed controller and mini servo ● Charger ● Polycolor paint micron line striping tape

**Technical data**

● Length / 220mm (8.7") ● Width / 114mm (4.5") ● Height / 73mm (2.9") ● Wheelbase / 132mm (5.2") ● Ground clearance / 8mm (0.3") ● Front track / 94mm (3.7") ● Rear track / 95mm (3.7") ● Weight / 370g (13oz)  
● Tires (F/R) /  $\phi 31 \times 16$ mm ● Gear ratio / 8.1:1 ● Motor / LeMans DM20 (Included) ● Battery / 7.2V-270mAh ("stic" type; included)  
● Radio control system / Miniature 2-channel type with micro servo and electronic speed controller (Not included)



# BAJA-BUGS

ELECTRIC POWERED OFF-ROADER

"TURBO OPTIMA 2WD,, No.3191

"ULTIMA,, No.3192


"SALUTE 2WD,, No.3193

1:20 SCALE



## THE MOST MODELLING FUN OF THE YEAR!

WHAT'S SMALL, FAST, EXCITING, SMALL, AND FUN? THE POPULAR 1/20-SCALE BAJA BUGS MINI OFF-ROADERS! SUPER QUICK AND NIMBLE. PUSH THE "GO" STICK AND THEY'RE GONE! ALL HAVE FULLY FUNCTIONING FOUR-WHEEL INDEPENDENT SUSPENSION (WISHBONE/PARALLEL ARM) AND FRICTION-TYPE SHOCK ABSORBERS. THE "GO" COMES FROM THE HIGH-PERFORMANCE DM20 MOTOR (INCLUDED; SUPER-PERFORMANCE DM20BB AVAILABLE AS OPTION). THE POWER COMES FROM A 7.2V-270mAh NiCd BATTERY (INCLUDED, WITH CHARGER). WITH THIS COMBINATION, THE BUGS SCOOT AROUND A COURSE ALMOST AS FAST AS ORDINARY 1/10-SCALE MODELS! BECAUSE THEY ARE SO COMPACT, THEY CAN BE RUN INDOORS AND IN OTHER RESTRICTED SPACES.



- 1 EFFECTIVE, LIGHTWEIGHT ALUMINUM FRICTION-TYPE SHOCK ABSORBERS.
- 2 STRONG, LIGHT ABS RADIO PLATE.
- 3 STRONG, LIGHT ALUMINUM HALF-SHAFTS.
- 4 COMBINED GEARBOX/DIFFERENTIAL WITH CLOSE-MOUNTED MOTOR.
- 5 LOW-PROFILE, HIGH-GRIP SEMI-PNEUMATIC TIRES. SPIKE REAR/RIB-TYPE FRONT.
- 6 WISHBONE/PARALLEL ARM INDEPENDENT SUSPENSION FRONT/REAR.
- 7 HIGH-POWER 7.2V-270mAh NiCd BATTERY (INCLUDED, WITH CHARGER).
- 8 STYLISH, STRONG AND LIGHT ONE-PIECE ABS WHEELS.
- 9 CUSTOM HIGH-PERFORMANCE LeMANS DM20 MOTOR (INCLUDED).
- 10 NYLON MOTOR GUARD.

### Required for operation recommended for best appearance

● Radio control set: Two-channel miniature set with micro servo and combined micro receiver/Electronic speed controller ● Polycolor paint ● Micron line stripping tape

### Technical data

● Length/200mm (7.9") ● Width/110mm (4.3") ● Height/67mm (2.6") ● Wheelbase/132mm (5.2") ● Ground clearance/18mm (0.7") ● Front track/88mm (3.5") ● Rear track/90mm (3.5") ● Tires/(F)  $\phi$ 38x12mm; (R)  $\phi$ 44x20mm ● Total weight/350g (12.3oz) ● Gear ratio/10:1 ● Motor/LeMans DM20 (Included) ● Battery/7.2V-270mAh (Included) ● Radio/Two-Channel (Not Included)

# BUICK STOCKER



## RADIO CONTROLLED ELECTRIC POWERED RACING CAR

1:12 SCALE  
No.3054



### SCALE MODEL STOCK CAR

BUICK STOCK CAR HAS HIGH STRENGTH NYLON FRAME AND THE IMPACT RESISTANT POLYCARBONATED BUICK REGAL BODY ABSORBS THE BEGINNER'S CRASHES WITHOUT PROBLEM. 3 POINTS HOLD THE REAR SUSPENSION AND INDEPENDENT FRONT SUSPENSION IS SOPHISTICATED ENOUGH GOOD HANDLING. YET SIMPLE ENOUGH FOR EASY TUNING AND MAINTENANCE. THE REAR AXLE HAS A TRUE DIFFERENTIAL FOR IMPROVED CORNERING ABILITY. BUICK REGAL IS AN EXCELLENT CAR FOR THE BEGINNER TO ENJOY R/C MODEL CAR RACING. BUICK STOCKER IS FACTORY ASSEMBLED AND THE BATTERY CAN BE CHANGED WITHOUT REMOVING THE BODY. ALMOST ANY TWO CHANNEL RADIO SET CAN BE USED.



- ① INDEPENDENT FRONT SUSPENSION
- ② 3 POINTS HOLD THE REAR SUSPENSION
- ③ HIGH PERFORMANCE LeMANS STOCK 05 MOTOR
- ④ STURDY, CRASH RESISTANT CHASSIS
- ⑤ MOLDED HIGH GRIP TIRES
- ⑥ RELIABLE MECHANICAL SPEED CONTROLLER
- ⑦ TRUE DIFFERENTIAL REAR AXLE
- ⑧ FRONT BUMPER PROTECTS TIRES FROM COLLISION

#### Required for operation (Not included)

● Radio control set (2-Channel) ● 7.2V-1200mAh NiCd battery pack ● Battery charger ● Polycarbonate color paint ● Color decal

#### Technical data

● Length/330mm (13.0") ● Width/180mm (7.1") ● Height/120mm (4.7") ● Wheelbase/197mm (7.8") ● Ground clearance/5mm (0.2") ● Front track/135mm (5.3") ● Rear track/142mm (5.6") ● Front tires/φ48×25mm ● Rear tires/φ54×33mm ● Weight/990g (2.2 lb) ● Gear ratio/5.15:1 ● Motor (Included)/LeMans stock 05 ● Battery (Not included)/7.2V-1200mAh NiCd ● Radio control set (Not included)/2-channel

# BLIZZARD DX

## ELECTRIC POWERED R/C CATERPILLAR TRACTOR

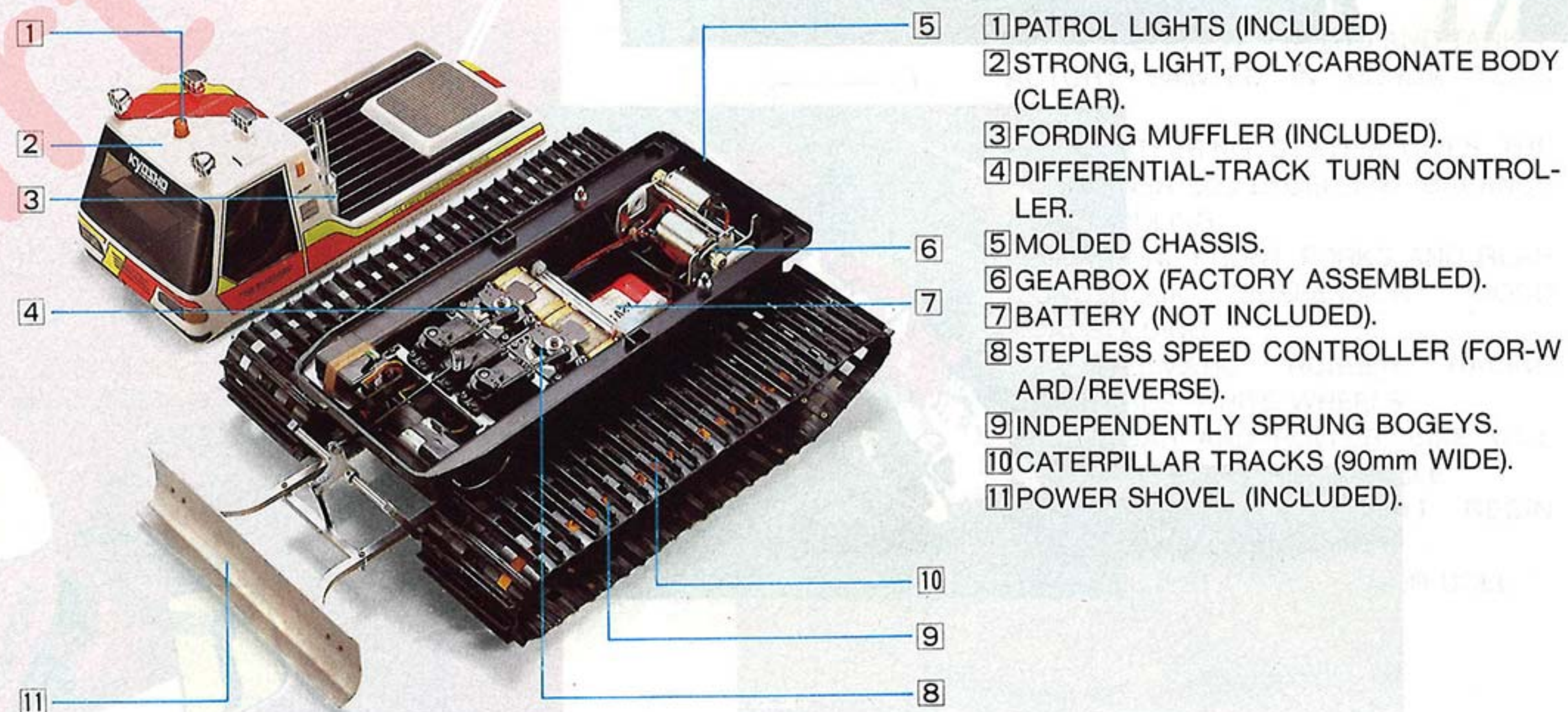

1:12 SCALE

No.2441



### THE GO-ANYWHERE VEHICLE!

SAND, SNOW AND STEEP HILLS ARE ALL THE SAME TO THE BLIZZARD! THE WIDE TRACKS AND INDEPENDENT BOGEYS CARRY IT OVER ALMOST ANY SURFACE! TWIN MABUCHI RS-380 MOTORS PROVIDE THE POWER, ONE FOR EACH TRACK. BLIZZARD TURNS JUST LIKE THE REAL ONES TOO, WITH DIFFERENTIAL-TRACK STEERING. STEP-LESS SPEED CONTROLLER (FWD/REV) WITH TWO SELECTABLE GEAR RATIOS. HIGH-QUALITY CAST ALUMINUM GEAR-BOX FRAME WITH STRONG GEARS. EASY TO PUT TOGETHER (MOSTLY FACTORY ASSEMBLED). OPERATE WITH TWO SERVOS, OR WITH THIRD FOR PLOW.



- 1 PATROL LIGHTS (INCLUDED)
- 2 STRONG, LIGHT, POLYCARBONATE BODY (CLEAR).
- 3 FORDING MUFFLER (INCLUDED).
- 4 DIFFERENTIAL-TRACK TURN CONTROLLER.
- 5 MOLDED CHASSIS.
- 6 GEARBOX (FACTORY ASSEMBLED).
- 7 BATTERY (NOT INCLUDED).
- 8 STEPLESS SPEED CONTROLLER (FORWARD/REVERSE).
- 9 INDEPENDENTLY SPRUNG BOGEYS.
- 10 CATERPILLAR TRACKS (90mm WIDE).
- 11 POWER SHOVEL (INCLUDED).

#### Required for operation (Not included)/Suggested for best appearance

- Radio control set (2 or 3-channel)
- 7.2V-1200/1700mAh NiCd battery (Recommended: No.2306, 2310, 2361, or 2330)
- Battery charger (Recommended: No.2326, 1849)
- Battery for patrol light (9V type 006-P)
- Polycolor paints

#### Technical data

- Length/360mm (14.2") [With plow/460mm (18.1")]
- Width/304mm (12.0")
- Height/230mm (9.1")
- Wheelbase/300mm (11.8")
- Tracks/90×750 (Circumference) mm (3.5×29.3")
- Total weight/2500g (5.5 lb)
- Gear ratios/12:1; 32:1
- Motors (Included)/RS380×2
- Speed controller (Included)/Stepless (FWD/REV)
- Battery (Not included)/7.2V-1200/1700mAh Rechargeable NiCd
- Radio control set (Not included)/Two or three-channel



Factory Assembly Series.

HIGH-QUALITY HIGH-PERFORMANCE MODELS COMPLETELY FACTORY MADE AND PAINTED. JUST TAKE OUT OF THE BOX, INSTALL BATTERIES, AND GO! SMOOTH PROPORTIONAL R/C SYSTEM. SIX FREQUENCIES FOR COMPETITION.



# FA SERIES





**FA SERIES (Factory Assembly Series)**  
**ELECTRIC POWERED MOTORCYCLE COMPLETE WITH RADIO CONTROL SYSTEM**  
**FA HONDA RACER NSR 500**

**1:7 SCALE**  
**No.9061**



**SELF-BALANCING SYSTEM  
 REQUIRES NO TRAINING  
 WHEELS**

JUST TAKE THIS ACCURATE 1/7-SCALE MODEL OF THE HONDA NSR-500 FACTORY RACING BIKE OUT OF THE BOX, PUT BATTERIES INTO THE BIKE AND TRANSMITTER, AND YOU'RE READY FOR GREAT TWO-WHEEL FUN! EVERYTHING HAS BEEN ASSEMBLED AND PAINTED AT THE FACTORY. STABILIZING FLYWHEEL FRONT WHEEL MAKES IT EASY TO DRIVE, EVEN FOR BEGINNERS. PROPORTIONAL RADIO CONTROL SYSTEM WITH ELECTRONIC SPEED CONTROLLER FOR SMOOTH OPERATION. CHOICE OF SIX FREQUENCIES, SO RACES ARE POSSIBLE. FUNCTIONAL SUSPENSION AND BELT DRIVE.



- ① CRASH-RESISTANT FAIRING AND TANK. FACTORY PAINTED IN HONDA TEAM COLORS.
- ② "SDSS" STEERING SYSTEM GIVES THE HONDA NSR 500 EXCELLENT BALANCE AND HANDLING.
- ③ FUNCTIONAL FRONT FORKS AND REAR MONOSHOCK SUSPENSION. GOOD ROADHOLDING.
- ④ SEMI-PNEUMATIC RUBBER RACING SLICK TIRES. WHITE WHEELS.
- ⑤ CRASH BAR AND ROLLER. BIKE WILL RIGHT ITSELF AFTER A TUMBLE.
- ⑥ STRONG, CRASH-RESISTANT RESIN BOX-FRAME CHASSIS.
- ⑦ REALISTIC SOFT VINYL DRIVER DOLL.

**Required for operation (Not included)**

Transmitter 1X9V battery alkaline type recommended. Receiver: 8 penlight (AA) cells (Alkaline or nickel cadmium type recommended).

**Technical data**

- Length/280mm (11.0") ●Width/96mm (3.8") ●Height/155mm (6.1") (Exclude rider) ●Wheelbase/200mm (7.9") ●Front tire/78φ×18mm (3.1φ×0.71") ●Rear tire/86φ×22mm (3.4φ×0.87")
- Total weight/800g (28.2 oz) ●Gear ratio/19:1 ●Motor/MABUCHI 280 class (Included) ●Batterys/1X9V (Type 006P) for Transmitter, 8 pencils (AA size) for model (Not included)
- Radio control set/Wheel-type two-channel transmitter, receiver, steering servo, and electronic speed control (All included)


**FA SERIES** (Factory Assembly Series)  
ELECTRIC POWERED RACING BUGGIES  
COMPLETE WITH RADIO CONTROL SYSTEM

"TURBO OPTIMA 14X" No.9051  
"SKY BOMBER 14X" No.9054

**1:14 SCALE** 



**COMPLETE AND READY TO RUN!**  
JUST TAKE THE "FA" MACHINE OUT OF THE BOX, PUT BATTERIES INTO THE BUGGY AND TRANSMITTER (INCLUDED IN SET), AND THE FUN BEGINS! MODEL IS COMPLETELY ASSEMBLED AND ADJUSTED AT THE FACTORY. TRANSMITTER IS FULLY PROPORTIONAL: MOVE A STICK AND THE DIRECTION OR SPEED CHANGES SMOOTHLY. GOOD HANDLING: IT'S FROM THE DESIGNERS OF THE FAMOUS OPTIMA AND ULTIMA. MANY OPTIONAL PARTS AVAILABLE FOR HIGHER PERFORMANCE. RECHARGEABLE BATTERIES AND CHARGER AVAILABLE FOR LONG-TERM ECONOMY.



- ① A LARGE SPECIALLY REINFORCED PLASTIC FRONT BUMPER.
- ② SHOCK ABSORBERS ON THE FRONT AND REAR SUSPENSION SYSTEMS.
- ③ A BODY OF SPECIALLY REINFORCED RESIN.
- ④ YOU CAN CHOOSE EITHER LOW GEAR OR HIGH GEAR RATIO EASILY.
- ⑤ MOUNTED WITH THE "Le MANS X5" MOTOR.
- ⑥ LOW PROFILE PIN-TYPE RUBBER TIRES FOR TOP HANDLING AND CORNERING.
- ⑦ ALL FOUR WHEELS HAVE A STYLISH AERO TYPE HUB CAP.
- ⑧ A PRECISION DIFFERENTIAL GEAR SYSTEM IS HOUSED IN THE GEARBOX.

**Required for operation (Not included)**

Transmitter: 1X9V (006P) battery (alkaline type recommended) Receiver: 8 penlight (AA) cells (Alkaline or nickel cadmium type recommended)

**Technical data**

●Length/315mm (12.4") ●Width/190mm (7.5") ●Height/130mm (5.1") ●Wheelbase/206mm (8.1") ●Front track/153mm (6.0") ●Rear track/150mm (5.9") ●Weight/850g (1.9 lb) ●Tires/(F)64φ×27mm; (R)64φ×31mm  
●Motor (Included)/LeMANS X5 ●Batteries (Not included)/Pencells (AA-size)×4; 9V (006P-type)×1 ●Radio control set (Included)/Wheel-type two-channel transmitter; receiver; steering servo; electronic speed controller

## OPTION PARTS FOR FA SERIES



### BODY SET, SHUTTLE JET 14X FCW-6

THIS IS AN AERO TYPE ORIGINAL BODY; THE CLEAR AND LIGHT POLYCARBONATE BODY. INCLUDING REAR DAMPER STAYS, BODY INSTALLING PARTS, A WING, AND DECALS.




### BODY SET, TURBO ULTIMA 14X FCW-5

THE BODY OF THE ULTIMA PRO IS EXACTLY REDUCED INTO 1/14 SCALE. THE SET INCLUDES REAR DAMPER STAYS, BODY MOUNTING PARTS, A LARGE WING, AND DECALS.



### SPECIAL OIL SHOCKS FCW-1

THESE ARE 12mm DIA. LARGE PRESSURE TYPE ONES, BY REPLACING THE STANDARD FRICTION DAMPERS THE SUSPENSION CAPABILITY OF THE CAR IS WIDELY IMPROVED.



FOR JAPANESE MARKET ONLY



### PRECISION BALL BEARINGS FCW-2


A SET OF 2 PCS. FOR THE FRONT AND 4 PCS. FOR THE REAR BY CHANGING THE NORMAL PLAIN BEARINGS OF RESIN, THE SPEED AND THE RUNNING DURATION ARE MUCH AUGMENTED.



### BALL BEARINGS FOR MOTORCYCLE No.1901

USES 2 FOR THE FRONT AND 2 FOR THE REAR WHEELS.

BAND #1 No.9084-A  
BAND #2 No.9084-B  
BAND #3 No.9084-C



BAND #4 No.9084-D  
BAND #5 No.9084-E  
BAND #6 No.9084-F

### CRYSTAL SET

IT WILL NOT BE POSSIBLE TO RUN ON TWO SAME BAND. IN SUCH A CASE, CHANGE THE CRYSTAL AND USE A DIFFERENT BAND.




### FRONT TIRE, ALLROUND TYPE REAR TIRE, ALLROUND TYPE

WITH THESE OPTIONAL TIRES ON THE WHEEL, YOU CAN EXPECT BETTER ROAD HOLDING TRAIT ON A HARD SURFACE, E.G. SOMEWHERE LIKE A SCHOOL GROUND. EACH IS SOLD IN A SET OF 2; THE WHEELS ARE NOT INCLUDED.  
FOR FRONT/FCW-3 FOR REAR/FCW-4



# CAR CRUSHERS

ELECTRIC POWERED OFF-ROAD  
RECREATIONAL VEHICLES







# CAR CRUSHER "BIG BOSS"


ELECTRIC POWERED OFF-ROAD RECREATIONAL VEHICLE

1:10 SCALE  
No.3108



## TRUE AMERICAN-STYLE SPORTS MACHINE

RADIO-CONTROLLED VERSION OF THE GREAT AMERICAN CAR-CRUSHER FUN MACHINES! DRIVE IT OVER SCALE CAR-SIZE OBJECTS AND THROUGH RUGGED TERRAIN! THE *BIG BOSS* TAKES IT ALL IN STRIDE! THE HUGE TIRES ROLL OVER ALMOST ANYTHING! THE LONG-TRAVEL ALL-INDEPENDENT SUSPENSION SOAKS UP ROUGH GROUND, AND THE HIGH-QUALITY ROTARY SPEED CONTROLLER (INCLUDED) KEEPS THE POWER OF THE HIGH-TORQUE *LeMANS STOCK 05* MOTOR (INCLUDED) UNDER PRECISE CONTROL. THE RUGGED MONOCOQUE ABS CHASSIS IS DESIGNED FOR THE ROUGHEST CONDITIONS, AND PROTECTS THE RADIO CONTROL, GEAR AND SPEED CONTROLLER FROM DUST AND ABUSE. *BIG BOSS* IS SCALED AFTER FULL-SIZE MACHINES, AND HAS MANY DECORATIVE PARTS, LIKE THE CHROME-FINISH ENGINE AND GRILL.



- ① HUGE 146mm (5.75") HIGH-TRACTION RUBBER TIRES.
- ② DEPENDABLE, EFFECTIVE FRICTION-TYPE SHOCK ABSORBERS.
- ③ DECORATIVE CHROME-FINISH REPLICA ENGINE AND OTHER ACCESSORIES.
- ④ STRONG, RUGGED ABS MONOCOQUE CHASSIS.
- ⑤ HEAVY-DUTY ROTARY SPEED CONTROLLER. 3 FWD/1 REV. (INCLUDED)
- ⑥ SEALED GEARBOX/DIFFERENTIAL.
- ⑦ PROTECTIVE REAR GUARD BAR.
- ⑧ STRONG, PROTECTIVE FRONT BUMPER.
- ⑨ WISHBONE/ARM LONG-TRAVEL SUSPENSION LINKAGE.
- ⑩ PROTECTIVE COMPARTMENT FOR RADIO GEAR AND SPEED CONTROLLER (WITH CLEAR COVER).
- ⑪ EASY-ACCESS BATTERY COMPARTMENT.
- ⑫ STRONG, LIGHT, STYLISH ABS WHEEL WITH CHROME FINISH.
- ⑬ HIGH-TORQUE *LeMANS STOCK 05* MOTOR, (INCLUDED)

### Required for operation (Not included)/Recommended for best appearance

- Rechargeable NiCd battery/7.2V-1200/1700mAh; KYOSHO No.2310, 2218, 2306 or 2361 (1200mAh), or No.2330E (1700mAh) Recommended
- Radio control set (Two channel; KYOSHO No.2545 or equiv. Recommended). ● Charger for NiCd battery (KYOSHO No.2326, 1845, or 1849 Recommended)
- Polycolor paint No.2230 ● Micronline striping tape No. 1841/1842/1843

### Technical data


- Length/465mm (18.3") ● Width/300mm (11.8") ● Height/265mm (10.4") ● Wheelbase/283mm (11.1") ● Ground clearance/70mm (2.75") ● Track (F/R)/237mm (9.3") ● Weight/2650g (5.8 lb)
- Tires(F/R)/φ146×73mm (5.75×2.9") ● Gear ratio/17:1 ● Motor (Included)/*LeMANS STOCK 05* ● Battery (Not included)/7.2V-1200/1700mAh Rechargeable NiCd (Stick type) ● Radio control set (Not included)/Two channel required.

# CAR CRUSHER "DOUBLE DARE 4WDS"

ELECTRIC POWERED OFF-ROAD RECREATIONAL VEHICLE



1:10 SCALE

No.3106



## DOUBLE DARE DOUBLES YOUR CAR CRUSHING FUN!

IT'S NEARLY UNSTOPPABLE! DOUBLE DARE'S TWO POWERFUL MOTORS AND HUGE 146mm (5.75") TIRES TAKE IT OVER OBSTACLES CAR-CRUSHER STYLE! EACH MOTOR HAS ITS OWN GEARBOX AND DIFFERENTIAL WHICH MEANS NO CHAINS OR BELTS ARE REQUIRED. FOUR WHEEL STEERING FOR MAXIMUM MANEUVERABILITY AND SHARP TURNING. EXTRA LONG, FULLY INDEPENDENT DOUBLE WISH-BONE SUSPENSION MAKES FOR INCREDIBLE HANDLING. DOUBLE SHOCK ABSORBERS ON EACH WHEEL SOAK UP THE BUMPS. HIGH-QUALITY HEAVY DUTY ROTARY SPEED CONTROLLER IS SHIELDED TO PREVENT CONTAMINATION FROM DIRT, FEATURES PURE SILVER CONTACTS, AND ALLOWS FOR THREE FORWARD SPEEDS, NEUTRAL, AND 1 REVERSE SPEED. UNDERNEATH THE SCALE-LIKE NISSAN PICKUP TRUCK BODY IS A STRONG TUB TYPE CHASSIS.



- 1 GIANT, SPECIAL PATTERN TIRE.
- 2 STRONG, DUST-SHIELDED TUB CHASSIS. LIGHT ABS RESIN.
- 3 HIGH-QUALITY HEAVY DUTY ROTARY SPEED CONTROLLER (INCLUDED).
- 4 GEARBOX AND DIFFERENTIAL (FRONT/REAR).
- 5 POWERFUL LeMANS STOCK 05 MOTOR (INCLUDED).
- 6 SHOCK ABSORBER (WITH INTERNAL SPRING).
- 7 REAR MOTOR GUARD.
- 8 REALISTIC CHROME-FINISH ENGINE REPLICA.
- 9 PROTECTIVE NYLON FRONT BUMPER.
- 10 POWERFUL LeMANS STOCK 05R MOTOR (INCLUDED).
- 11 7.2V "STICK" TYPE NiCd BATTERY (1200mAh OR LARGER; NOT INCLUDED).
- 12 QUICK CHANGE BATTERY HOLDER.
- 13 STRONG, LIGHT CHROME-FINISH NYLON WHEELS.
- 14 COVERED CHASSIS PROTECTS RADIO EQUIPMENT.

### Required for operation/Recommended for best appearance (Not included)

●Radio control set (Two-channel) ●Battery: 7.2V-1200mAh or 7.2V-1700mAh NiCd ●Battery charger ●Polycolor paints ●Micron line striping tape

### Technical data

●Length/440mm (17.3") ●Width/310mm (12.2") ●Height/295mm (11.6") ●Wheelbase/265mm (10.4") ●Ground clearance/70mm (2.75") ●Front track/237mm (9.3") ●Rear Track/237mm (9.3")  
 ●Weight (Track-ready)/2800g (6 lb 3oz) ●Tires/(F/R)  $\phi$ 146×73mm ●Motors (Included)/LeMans stock 05 (×2) ●Battery (Not included)/7.2V-1200/1700mAh NiCd ("Stick" type)  
 ●Radio control set (Not included)/Two-channel

# CAR CRUSHER "HI-RIDER CORVETTE"

ELECTRIC POWERED OFF-ROAD RECREATIONAL VEHICLE

1:10 SCALE


No.3107



## DO YOUR CAR CRUSHING IN STYLE!

COMBINE A RAKISH CORVETTE BODY WITH A BRUTAL CAR CRUSHER CHASSIS AND YOU HAVE AN INCREDIBLE ACTION MACHINE! UNDER THE STYLISH AND SOPHISTICATED BODY IS A SUPER RIGID TUB STYLE CHASSIS THAT HOUSES AND PROTECTS THE RADIO EQUIPMENT AND THE INCLUDED HEAVY DUTY ROTARY SPEED CONTROLLER. THE HUGE (146mm, 5.7") TIRES AND WHEELS ARE LINKED TO THE CHASSIS BY A FULLY INDEPENDENT DOUBLE-WISHBONE SUSPENSION WITH TWO SHOCK ABSORBERS PER WHEEL AND FEATURING ADJUSTABLE SPRING TENSION. THE POWER TO DRIVE THIS VETTE OVER HIGH OBSTACLES COMES FROM A HIGH TORQUE LeMANS STOCK 05 MOTOR DRIVING A SEALED TRANSMISSION/DIFFERENTIAL MADE OF STRONG ACETYL RESIN GEARS.

- ① HUGE (146×73mm 5.75×2.87") HIGH TRACTION RUBBER TIRES.
- ② DEPENDABLE AND EFFECTIVE SHOCK ABSORBER (2 PER, WHEEL) WITH ADJUSTABLE SPRINGING.
- ③ STRONG, RUGGED ABS TUB TYPE CHASSIS.
- ④ HEAVY DUTY ROTARY SPEED CONTROLLER WITH 3 FORWARD SPEEDS, NEUTRAL, AND 1 REVERSE SPEED.
- ⑤ SEALED GEARBOX/DIFFERENTIAL.
- ⑥ PROTECTIVE REAR GUARD.
- ⑦ POWERFUL LeMANS STOCK 05 MOTOR (INCLUDED).
- ⑧ STRONG, PROTECTIVE FRONT BUMPER.
- ⑨ DOUBLE-WISHBONE FRONT SUSPENSION WITH LONG TRAVEL.
- ⑩ QUICK-CHANGE BATTERY COMPARTMENT.
- ⑪ DOUBLE-WISHBONE REAR SUSPENSION WITH LONG TRAVEL STRONG ABS PARTS.
- ⑫ FULLY ENCLOSED, PROTECTIVE COMPARTMENT FOR RADIO EQUIPMENT AND SPEED CONTROLLER.
- ⑬ STRONG, CHROME-FINISH NYLON WHEELS.



### Required for operation/Recommended for best appearance (Not included)

● Radio control set (Two-channel) ● Battery: 7.2V-1200mAh or 7.2V-1700mAh NiCd ● Battery charger ● Polycolor paints ● Micron line striping tape

### Technical data

● Length/465mm (18.3") ● Width/300mm (11.8") ● Height/285mm (10.4") ● Wheelbase/283mm (11.1") ● Ground clearance/70mm (2.8") ● Front track/237mm (9.3") ● Rear track/237mm (9.3")  
 ● Weight (Track-ready)/2650g (5 lb 13oz) ● Tires (F/R)/φ146×73mm ● Motor (Included)/LeMans stock 05 ● Battery (Not included)/7.2V-1200/1700mAh NiCd ("Stick" type)  
 ● Radio control set (Not included)/Two-channel

## CAR CRUSHER "BIG BRUTE"

ELECTRIC POWERED OFF-ROAD RECREATIONAL VEHICLE

No.3105

## CAR CRUSHER "NITRO BRUTE"

10 ENGINE POWERED OFF-ROAD RECREATIONAL VEHICLE

No.3110G

1:10 SCALE



### ■ NITRO BRUTE


NITRO BRUTE IS DESIGNED FOR EVEN MORE EXCITING PERFORMANCE WITH .10 ENGINE. (ENGINE NOT INCLUDED. MUFFLER INCLUDED)

#### Required for operation/ < >: Nitro Brute

● Radio control set (Two-channel) ● Battery: 7.2V-1200mAh NiCd ● Battery charger ● Polycolor paints ● Micron line striping tape < ● 10 Engine >

#### Technical data/ < >: Nitro Brute

● Length/460mm (18.1") < 470mm > ● Width/310mm (12.2") ● Height/250mm (9.8") ● Wheelbase/283mm (11.5") < 290mm > ● Ground clearance/70mm (2.8") ● Front track/220mm (8.7") ● Rear track/215mm (8.5")  
 ● Tires/(F) φ136×80mm (5.4×3.2"); (R) φ136×80mm (5.4×3.2") ● Total weight/2650g (5 lb 13oz) ● Gear ratio/16.1:1 < 29:1 > ● Motor/LeMans stock 05 (Included) < .09-.11 Class engine >  
 ● Battery/7.2V-1200mAh (Not included) ● Radio/Two-channel (Not included)



### HIGH-PERFORMANCE CAR CRUSHER IN MINIATURE!

HERE COMES THE ROUGH, RUGGED, HE-MAN ACTION OF A "CAR CRUSHER" SPECIALTY TRUCK! HUGE WHEELS TO CLIMB AND ROLL OVER HIGH OBSTACLES! SOPHISTICATED LONG-TRAVEL ALL-INDEPENDENT SUSPENSION FRONT AND REAR WITH COIL SPRINGS AND FRICTION SHOCK ABSORBERS. STRONG ABS CHASSIS TO ABSORB ABUSE. POWERFUL LeMANS "STOCK 05" MOTOR FOR COMBINED PULLING POWER AND HIGH SPEED.

PROTECTIVE COMPARTMENT FOR RECEIVER, SERVOS, SPEED CONTROLLER. CLIMBS OVER OBJECTS 50mm (2 INCHES) HIGH. HIGH-GRIP RUBBER TIRES KEEP TRACTION ON SLIPPERY SURFACES. LIGHTWEIGHT BODY TO KEEP CG LOW. CHROME-FINISH GRILL, BUMPER, MIRRORS. MANY DECORATIVE STICKERS. EASY BATTERY ACCESS. REAR MOTOR GUARD. PROTECTIVE FRONT BUMPER.

- ① HUGE 136×80mm (5.4×3.2 INCH) HIGH-GRIP RUBBER TIRES.
- ② STRONG, PROTECTIVE FRONT BUMPER.
- ③ DEPENDABLE, EFFECTIVE FRICTION SHOCK ABSORBERS.
- ④ QUICK-CHANGE BATTERY COMPARTMENT.
- ⑤ STRONG, RUGGED ABS CHASSIS.
- ⑥ LONG-LIFE-SPEED CONTROLLER. 3 SPEEDS FORWARD, 1 REVERS.
- ⑦ ENCLOSED, PROTECTIVE RADIO COMPARTMENT.
- ⑧ DOUBLE WISHBONE FRONT SUSPENSION. LONG WHEEL TRAVEL. STRONG ABS PARTS.
- ⑨ STRONG, LIGHT ABS WHEELS.
- ⑩ POWERFUL LeMANS "STOCK 05" MOTOR.
- ⑪ SEALED GEARBOX/DIFFERENTIAL FOR PROTECTION FROM DUST, WATER, STRONG ABS GEARS, HARD POLYESTER RESIN GEARS.
- ⑫ REAR GUARD PROTECTS MOTOR IN "SHUNTS".
- ⑬ DOUBLE-WISHBONE REAR SUSPENSION. LONG WHEEL TRAVEL.

# 2WD OFF ROAD RACERS



## ELECTRIC POWERED RACING BUGGIES



# OFF-ROAD RACER "RAIDER 2WD"

## ELECTRIC POWERED RACING BUGGY


1:10 SCALE

No.3184



### FAST, RELIABLE, AND EASY TO RUN!

RAIDER 2WD, THE IDEAL CHOICE FOR THE NEW DRIVER. FAST PERFORMANCE WITH A MINIMUM OF CONSTRUCTION TIME AND ADJUSTMENT. DURABLE MATERIALS. FOUR-WHEEL INDEPENDENT SUSPENSION FOR GOOD HANDLING ON ANY SURFACE. LIGHT FRICTION-TYPE SHOCK ABSORBERS. POWERFUL LeMANS STOCK 05 MOTOR AND SPEED CONTROLLER (3 FWD/1 REV) INCLUDED. RELIABLE REAR-WHEEL DRIVE WITH GEAR-TYPE DIFFERENTIAL COMBINES WITH HIGH-GRIP TIRES TO PUT MAXIMUM POWER ON THE TRACK.



- 1 LARGE BUMPER TO PROTECT BUGGY FROM COLLISION.
- 2 RELIABLE LIGHT, FRICTION SHOCKS FRONT AND REAR.
- 3 BLOCK PATTERN FRONT TIRE FOR DIRECTIONAL CONTROL.
- 4 STRONG, LIGHT WHEEL.
- 5 INDEPENDENT SUSPENSION FRONT/REAR FOR TOP HANDLING.
- 6 FLAT, ONE-PIECE, HIGH-STRENGTH CHASSIS.
- 7 SPEED CONTROLLER (3 FWD/1 REV; INCLUDED).
- 8 MIDSHIPS-MOUNTED STOCK 05 MOTOR (INCLUDED) FOR BEST BALANCE.
- 9 GEAR TYPE DIFFERENTIAL (INSIDE PROTECTIVE HOUSING).
- 10 SPIKE PATTERN REAR TIRE FOR TOP TRACTION.

#### Required for operation/Recommended for best appearance (Not included)

●Two-channel radio control set ●7.2V-1200mAh NiCd battery pack ●Charger ●Polycolor paint

#### Technical data

●Length/390mm (15.4") ●Width/250mm (9.8") ●Height/140mm (5.5") ●Wheelbase/260mm (10.2") ●Ground clearance/29mm (1.1") ●Front track/200mm (7.9") ●Rear track/210mm (8.3")  
 ●Tires/(F)  $\phi 77 \times 23$ mm; (R)  $\phi 82 \times 40$ mm ●Total weight/1450g (3.2 lb) ●Gear ratios/10.8:1 ●Motor/LeMans stock 05 (Included) ●Battery/7.2V-1200mAh (Not included) ●Radio/2-channel (Not included)




# OFF-ROAD RACER "TURBO RAIDER" ELECTRIC POWERED RACING BUGGY

1:10 SCALE  
No.3188



## HIGH PERFORMANCE WITH ECONOMY!

THE *TURBO RAIDER* IS THE PERFECT "FIRST-TIME" RADIO CONTROL BUGGY. THE PRICE IS REASONABLE, AND THE PERFORMANCE IS EXCELLENT. THE *MEGA OUTLAW* MOTOR (INCLUDED) HAS PLENTY OF "OOMPH", SENDING THE *RAIDER* ALONG AT FAST, BUT CONTROLLABLE SPEEDS. THE CONTROL COMES FROM THE SOPHISTICATED SUSPENSION, INDEPENDENT ON ALL WHEELS, WITH HIGH-QUALITY OIL-FILLED *PRESSURE* SHOCKS THAT SOAK UP THE BUMPS. QUALITY MATERIALS ARE USED THROUGHOUT, AND ASSEMBLY IS SIMPLE EVEN EXPERTS WILL ENJOY IT!



- ① LARGE FRONT BUMPER FOR EXTRA PROTECTION FROM COLLISION.
- ② EFFECTIVE, HIGH-QUALITY *PRESSURE* OIL-FILLED SHOCK ABSORBERS.
- ③ BLOCK-PATTERN FRONT TIRE FOR GOOD STEERING CONTROL.
- ④ BRIGHT, STYLISH FLUORESCENT ORANGE WHEELS.
- ⑤ INDEPENDENT LONG-TRAVEL SUSPENSION ARMS FRONT/REAR FOR BEST HANDLING.
- ⑥ FLAT ONE-PIECE, HIGH-STRENGTH CHASSIS.
- ⑦ SPEED CONTROLLER INCLUDED (3 FWD/1 REV).
- ⑧ *MEGA OUTLAW* MOTOR (INCLUDED) MID-SHP MOUNTED FOR BEST BALANCE.
- ⑨ GEAR TYPE DIFFERENTIAL (INSIDE PROTECTIVE HOUSING).
- ⑩ LOW-PROFILE BLOCK PATTERN REAR TIRE FOR TOP TRACTION.

### Required for operation (Not included)

- Radio control set [KYOSHO No.2555, 2556 or 2545 Recommended]
- Rechargeable NiCd battery/KYOSHO No.2330E (1700mAh), or 2310, 2218, or 2306 (1200mAh) Recommended]
- Battery charger [KYOSHO No.2326, 1849, or 1845 Recommended]

### Technical data

- Length/390mm (15.4") ● Width/250mm (9.8") ● Height/140mm (5.5") ● Wheelbase/260mm (10.2") ● Ground clearance/29mm (1.1") ● Front track/200mm (7.9") ● Rear track/210mm (8.3")
- Tires/F:φ77×23mm; R:φ82×40mm ● Weight/1480g (52 oz) ● Gear ratio/10.8:1 ● Motor (Included)/*MEGA OUTLAW* ● Speed controller (Included)/FWD/1 REV
- Battery (Not included)/7.2V Rechargeable NiCd (1200 or 1700mAh type) ● Radio control set (Not included)/Two-channel

# OFF-ROAD RACER "RAIDER ARR"

## ELECTRIC POWERED RACING BUGGY


1:10 SCALE

No.3186



### HIGH PERFORMANCE RIGHT OUT THE BOX!

RAIDER ARR THE IDEAL ENTRY-LEVEL OFF-ROAD MACHINE HIGH PERFORMANCE AND EXCELLENT ROAD HOLDING BEST OFF ALL. NO ASSEMBLY IS REQUIRED ALL MECHANICAL PARTS OF THE RAIDER HAVE BEEN ASSEMBLED AT THE FACTORY JUST PUT IN THE RADIO CONTROL EQUIPMENT (TWO SERVOS, RECEIVER AND SWITCH HARNESS) AND PAINT THE RACY BODY TO YOUR OWN DESIGN. THE RAIDER IS QUICKLY READY TO CHARGE ACROSS ROUGH TERRAIN AND MAKE ITSELF FELT ON THE COMPETITION TRACK. ROAD HANDLING IS EXCELLENT, FOR THE RAIDER USED THE SAME TYPE OF LONG-TRAVEL SUSPENSION THAT KYOSHO USES ON EVEN ITS MOST EXPENSIVE MODELS. WITH WISH-BONE/ARM INDEPENDENT LINKAGE ON ALL FOUR WHEELS. THERE ARE MANY OPTIONAL PARTS AVAILABLE.



- ① LARGE BUMPER PROVIDES CRASH PROTECTION.
- ② LIGHT, RELIABLE FRICTION-TYPE SHOCK ABSORBERS FRONT AND REAR.
- ③ BLOCK PATTERN FRONT TIRE FOR GREAT STEERING CONTROL.
- ④ STRONG, LIGHT WEIGHT WHEELS.
- ⑤ LONG-TRAVEL INDEPENDENT SUSPENSION FOR TOP HANDLING.
- ⑥ FLAT, ONE-PIECE HIGH-STRENGTH CHASSIS.
- ⑦ HEAVY-DUTY SPEED CONTROLLER INCLUDED (3 FWD/1 REV).
- ⑧ LeMANS STOCK 05 MOTOR (INCLUDED) MOUNTED MIDSHIP FOR BEST BALANCE.
- ⑨ GEAR-TYPE DIFFERENTIAL INSTALLED INSIDE PROTECTIVE HOUSING.
- ⑩ SPIKE PATTERN REAR TIRE FOR TOP TRACTION.

#### Required for operation (Not included)

● Two-channel radio control set ● 7.2V-1200mAh or 7.2V-1700mAh NiCd battery pack ● Battery charger


#### Technical data

● Length/390mm (15.4") ● Width/250mm (9.8") ● Height/140mm (5.5") ● Wheelbase/260mm (10.2") ● Ground clearance/29mm (1.1") ● Front track/200mm (7.9") ● Rear track/210mm (8.3")  
 ● Weight/1450g (3.2 lb) ● Tires/(F)φ77×23mm (3.0×0.9"); (R)φ82×40mm (3.2×1.6") ● Gear ratio/10.8:1 ● Motor (Included)/LeMANS STOCK 05 (Included) ● Battery/7.2V-1200/1700mAh (Not included) ● Radio control set/Two-channel (Not included)

# OFF-ROAD RACER "SUPER BOMBER"


## ELECTRIC POWERED RACING BUGGY

1:10 SCALE  
No.3185



### HIGH PERFORMANCE WITH SIMPLE PREPARATION

THE *SUPER BOMBER* IS THE PERFECT FIRST OFF-ROADER. NOT ONLY IS IT A HIGH-PERFORMANCE VEHICLE, BUT IT HAS BEEN ASSEMBLED AT THE FACTORY. JUST INSTALL THE RADIO CONTROL GEAR AND MOUNT THE BODY, AND IT'S OFF! THE BOMBER HAS MID-MOUNTED MOTOR AND BATTERY FOR PERFECT BALANCE. AND FOUR-WHEEL INDEPENDENT SUSPENSION BY WISHBONE/ARM. LIGHTWEIGHT FRICTION SHOCKS KEEP THE BOUNCE UNDER CONTROL, AND GEAR-TYPE DIFFERENTIAL GIVES SMOOTH POWER THROUGH CORNERS. KIT INCLUDES POWERFUL LeMANS STOCK 05 MOTOR AND SPEED CONTROLLER. MANY OPTIONAL HOP-UP PARTS AVAILABLE.



- 1] LARGE BUMPER TO PROTECT BUGGY FROM COLLISION.
- 2] RELIABLE, LIGHT, FRICTION SHOCKS FRONT AND REAR.
- 3] BLOCK PATTERN FRONT TIRE FOR DIRECTIONAL CONTROL.
- 4] STRONG, LIGHT WHEEL.
- 5] INDEPENDENT SUSPENSION FRONT/REAR FOR TOP HANDLING.
- 6] FLAT, ONE-PIECE, HIGH-STRENGTH CHASSIS.
- 7] SPEED CONTROLLER (3 FWD/1 REV, INCLUDED).
- 8] MIDSHIP-MOUNTED "STOCK 05" MOTOR (INCLUDED) FOR BEST BALANCE.
- 9] GEAR TYPE DIFFERENTIAL (INSIDE PROTECTIVE HOUSING).
- 10] SPIKE PATTERN REAR TIRE FOR TOP TRACTION.

#### Required for operation (Not included)

- Radio control set (Two-channel two-servo) ● Rechargeable NiCd battery / Recommended: #2310 7.2V-1200mAh *sprint SCR*, #2330B 7.2V-1700mAh *SCR*
- Charger for battery / Recommended: #1849, *Multi charger II*, #2326 *DC quick charger*

#### Technical data

- Length / 390mm (15.4") ● Width / 250mm (9.8") ● Height / 140mm (5.5") ● Wheelbase / 260mm (10.2") ● Ground clearance / 29mm (1.1") ● Front track / 200mm (7.9") ● Rear track / 210mm (8.3") ● Front tires /  $\phi 77 \times 23$ mm
- Rear tires /  $\phi 82 \times 40$ mm ● Weight / 1450g (3lb 3oz) ● Gear ratio / 10.8:1 ● Motor (Included) / *STOCK 05* ● Speed controller (Included) / 3 FWD-1 REV ● Battery (Not included) / NiCd 7.2V-1200mAh or 7.2V-1700mAh
- Radio control set (Not included) / Two channel, two servo



### WORLD CHAMPIONSHIP WINNING PERFORMANCE!

THE *ULTIMA PRO* HAS ALL THE FEATURES OF A WORLD CHAMPIONSHIP COMPETITION BUGGY! IT HAS EXTENDED-LENGTH SUSPENSION ARMS FOR EVEN LONGER BUMP-ABSORBING TRAVEL, WITH ANTI-SWAY BARS FRONT AND REAR. AND TOP-QUALITY METAL BODY OIL-FILLED PRESSURE SHOCK ABSORBERS. THE CHASSIS IS STIFF AND LIGHT FRP (FIBER REINFORCED PLASTIC) AND KEEPS THE SUSPENSION ALIGNED CORRECTLY. A FULL SET

OF 14 BALL BEARINGS REDUCES FRICTION TO THE MINIMUM.

#### Required for operation (Not included)

● 2 Channel proportional system (AMP SPEC.) ● 7.2V/8.4V (1200/1700mAh) NiCd battery (KYOSHO No.2310/No.2331) ● MEGA Motor (KYOSHO No.2473/No.2472), precision motor (KYOSHO No.2481/No.2483) ● Charger (KYOSHO No.1849/No.2232)

#### Technical data

● Length/360mm (14.2") ● Width/240mm (9.5") ● Height/130mm (5.1") ● Wheelbase/278mm (10.9") ● Track/F:215mm (8.5"); R:207mm (8.1") ● Ground clearance/40mm (1.6") ● Tires/F:φ75×20mm; R:φ85×37mm ● Weight/1500g (53 oz) ● Gear ratio/8.33:1 ● Motor (Not included)/MEGA series ● Radio control set (Not included)/Two channel with electronic speed controller recommended.




# OFF-ROAD RACER "ULTIMA PRO"

## ELECTRIC POWERED RACING BUGGY

1:10 SCALE  
No.3119



- 1 EXTRA-LONG TRAVEL FRONT SUSPENSION FOR BEST HANDLING.
- 2 PRESSURE TYPE METAL-BODIED OIL-FILLED SHOCK ABSORBER FOR DAMPING.
- 3 SPECIAL LIGHTWEIGHT FRP SHOCK MOUNT.
- 4 EXTRA-LONG TRAVEL REAR SUSPENSION. QUICK-ADJUST LINKAGE FOR TOE-IN (STEERING) AND WHEEL CAMBER (F/R).
- 5 LARGE AERODYNAMIC WING.
- 6 STRONG, RIGID, LIGHT FRP PLATE CHASSIS.
- 7 ACCEPTS BOTH STICK AND SADDLE-PACK BATTERIES.
- 8 ADJUSTABLE BALL-TYPE DIFFERENTIAL GEARBOX SEALED AGAINST DUST.
- 9 EXTRA SMOOTH FINE-PITCH GEARS.
- 10 ANTI-SWAY BARS FRONT/REAR.
- 11 PIN-SPIKE FRONT TIRE FOR MAXIMUM STEERING EFFECT.
- 12 PIN-SPIKE LOW-PROFILE REAR TIRE FOR MAXIMUM TRACTION ON ALL SURFACES.



EXTENDED-LENGTH FRONT/REAR SUSPENSION FOR EVEN LONGER WHEEL TRAVEL AND BETTER ROAD HOLDING. QUICK-ADJUST TOE-IN AND CAMBER. ANTI-SWAY BARS F/R.

ADJUSTABLE BATTERY MOUNTING POSITION FOR OPTIMUM BALANCE ACCEPTS "STICK" OR "SADDLE-PACK" BATTERY.

LIGHT, RIGID FRP PLATE-TYPE CHASSIS. COUNTERSUNK LOWDRAG SCREWS.



### THE FRONT WHEEL DRIVE COMPETITORI

WITH THE DRIVING WHEELS PULLING IT THROUGH THE BENDS, THE MAXXUM WILL SHOW ITS TAIL TO THE PACK! THE EFFICIENT DRIVE SYSTEM MAKES THE MOST OF THE SUBSTANTIAL POWER OF THE TORQUEY FRONT-MOUNTED *LeMANS 240T* MOTOR (INCLUDED IN KIT), AND THE HIGH-QUALITY *ROTARY SPEED CONTROLLER* (ALSO INCLUDED) GIVES PRECISE CONTROL OF THE POWER EVERY DETAIL OF THE *MAXXUM* IS DESIGNED FOR PERFOR-

MANCE. THE SUSPENSION HAS EXTRA-LENGTH WISHBONES FOR LONG WHEEL TRAVEL, AND THE PREMIUM QUALITY *PRESSURE SHOCK ABSORBERS* KEEP IT ALL UNDER CONTROL ON ROUGH GROUND THERE'S A FULL RANGE OF SUSPENSION ADJUSTMENTS FOR FINE-TUNING THE HANDLING, SO EVEN THE EXPERT CAN SET IT TO HIS LIKING. BUT THE BEGINNER WILL BE ABLE TO GET GREAT PERFORMANCE OUT OF THIS SCORCHER, TOO.

#### Required for operation recommended for best appearance (Not included)

●7.2V-1200mAh NiCd battery ●Charger for battery ●Radio control set (Two-channel) ●Polycolor paints ●Micron line striping tape

#### Technical data

●Length/350mm (13.8") ●Width/240mm (9.4") ●Height/130mm (5.1") ●Wheelbase/260mm (10.2") ●Ground clearance/35mm (1.4") ●Front track/200mm (7.9") ●Rear track/200mm (7.9") ●Tires/(F/R)  $\phi 85 \times 37$ mm ●Weight (Ready-to-run)/1500g (3.3 lb) ●Gear ratio/9:1 ●Motor (Included)/LeMans 240ST ●Battery (Not included)/7.2V-1200mAh NiCd ●Radio control set (Not included)/Two-channel



# OFF-ROAD RACER "MAXXUM FF"

ELECTRIC POWERED RACING BUGGY

1:10 SCALE  
No.3127




- 1 HIGH-QUALITY PRESSURE SHOCK ABSORBERS.
- 2 LOW-PROFILE PIN-TYPE ALL-PURPOSE TIRES.
- 3 HEIGHT ADJUSTER/TRAVEL LIMITER.
- 4 FRONT-MOUNTED MOTOR (INCLUDED) FOR DIRECT DRIVE AND BEST BALANCE.
- 5 17S ALLOY ALUMINUM CHASSIS/FRP UPPER PLATE.
- 6 GEAR-TYPE DIFFERENTIAL, SEALED FROM DUST.
- 7 REAR SUSPENSION: FULL CAMBER/TOE-IN ADJUSTMENT.
- 8 HIGH-QUALITY ROTARY SPEED CONTROLLER (INCLUDED).
- 9 STYLISH WHEELS.




ULTRA-LONG SUSPENSION ARMS AND PRESSURE SHOCKS TO SOAK UP BUMPS. ADJUSTABLE TRAVEL AND HEIGHT.



DOUBLE-WISHBONE REAR. ADJUSTABLE CAMBER AND TOE-IN FOR CHASSIS TUNING. EASY GEOMETRY CHANGES.



WISHBONE AND ARM FRONT SUSPENSION WITH PRESSURE SHOCKS. COMPACT MOTOR/DIFF UNIT.




HIGH-QUALITY ROTARY SPEED CONTROLLER (INCLUDED). SOLID SILVER CONTACTS. 3 SPEEDS FORWARD/1 REVERSE.

# 4WD OFF ROAD RACERS





## ELECTRIC POWERED RACING BUGGIES



# OFF-ROAD RACER "AERO STREAK 4WD"



## ELECTRIC POWERED RACING BUGGY

1:10 SCALE  
No.3182



### HIGH PERFORMANCE FOR THE ENTRY-LEVEL DRIVER!

THE *AERO STREAK 4WD* HAS ALL THE HIGH-PERFORMANCE FEATURES WITHOUT THE HIGH-PERFORMANCE PRICE! ROAD-HOLDING ON ROUGH OR SMOOTH IS VERY GOOD, DUE TO INDEPENDENT SUSPENSION WITH EFFECTIVE OIL-FILLED *PRESSURE* SHOCKS ON ALL FOUR WHEELS. ALL FOUR WHEELS PULL THE STREAK THROUGH CORNERS, AND ARE POWERED VIA SHAFT DRIVE AND TWIN DIFFERENTIALS. THE POWERPLANT IS A *LeMANS STOCK 05* MOTOR (INCLUDED IN THE KIT), WITH TORQUE CHARACTERISTICS IDEALLY SUITED TO THE MODEL. THE MOTOR IS MOUNTED MIDSHIPS FOR THE BEST BALANCE. SPEED IS CONTROLLED BY A HIGH-QUALITY *ROTARY* CONTROLLER, WHICH HAS SOLID SILVER CONTACTS AND IS SEALED AGAINST DUST (INCLUDED). PERHAPS THE BEST FEATURE OF ALL, HOWEVER, IS THAT THE MODEL IS ALMOST COMPLETELY ASSEMBLED AT THE FACTORY, SO IT CAN BE ROAD-READY IN ONLY A SHORT TIME. THE MOST DIFFICULT TASK IS DECIDING WHAT COLOR SCHEME TO USE THE RACY BODY!



- ① LOW-PROFILE, HIGH-TRACTION TIRE.
- ② ABS DOUBLE-WISHBONE FRONT SUSPENSION.
- ③ FRONT DIFFERENTIAL.
- ④ EFFICIENT SHAFT DRIVE.
- ⑤ ROTARY SPEED CONTROLLER FOR SMOOTH CONTROL, RELIABLE ACTION.
- ⑥ *LeMANS STOCK 05* MOTOR (INCLUDED).
- ⑦ ABS DOUBLE-WISHBONE REAR SUSPENSION.
- ⑧ RESILIENT POLYPROPYLENE FRONT BUMPER.
- ⑨ LARGE-CAPACITY OIL-FILLED SHOCK ABSORBERS.
- ⑩ PROTECTIVE TUB TYPE CHASSIS.
- ⑪ PROTECTIVE EASY-LOADING BATTERY HOLDER.
- ⑫ STRONG, LIGHT POLYPROPYLENE WHEEL.

#### Required for operation (Not included)

● 7.2V-1200mAh NiCd battery: ● Charger for battery ● Radio control set (Two-channel two-servo type)

#### Technical data

● Length/400mm (15.7") ● Width/244mm (9.6") ● Height/160mm (6.3") ● Wheelbase/265mm (10.4") ● Ground clearance/32mm (1.3") ● Front track/206mm (8.1") ● Rear track/206mm (8.1")  
● Tires/(F/R)  $\phi 85 \times 38$ mm ● Weight (Track ready)/1650g (3 lb 10oz) ● Gear ratio/7.7:1 ● Motor (Included)/LeMans stock 05 ● Battery (Not included)/7.2V-1200mAh NiCd ● Radio control set (Not included)/Two-channel

# OFF-ROAD RACER "SHADOW 4WD"



## ELECTRIC POWERED RACING BUGGY

1:10 SCALE  
No.3181



### THE ENTRY-LEVEL LEADER!

HIGH PERFORMANCE WITHOUT HIGH COST OR COMPLEXITY. EASY TO ASSEMBLE AND ADJUST. FOUR-WHEEL DRIVE AND FOUR-WHEEL INDEPENDENT SUSPENSION WITH QUALITY KYOSHO OIL-FILLED SHOCK ABSORBERS. MIDSHIPS MOTOR FOR OPTIMUM WEIGHT DISTRIBUTION. POWERFUL LeMANS STOCK 05 MOTOR AND SPEED CONTROLLER INCLUDED IN KIT. STRONG ABS FRONT AND REAR WISH-BONES WITH STEEL PIVOT PINS. PROTECTIVE ABS "TUB" TYPE CHASSIS. QUICK-CHANGE BATTERY HOLDER.




- 1 LOW-PROFILE, HIGH-TRACTION TIRE.
- 2 ABS DOUBLE-WISHBONE FRONT SUSPENSION.
- 3 FRONT DIFFERENTIAL.
- 4 EFFICIENT SHAFT DRIVE.
- 5 SPEED CONTROLLER (3 FWD/2 REV).
- 6 LeMANS STOCK 05 MOTOR (INCLUDED).
- 7 ABS DOUBLE-WISHBONE REAR SUSPENSION.
- 8 RESILIENT POLYPROPYLENE FRONT BUMPER.
- 9 LARGE-CAPACITY OIL-FILLED SHOCK ABSORBERS.
- 10 PROTECTIVE TUB TYPE CHASSIS.
- 11 PROTECTIVE EASY-LOADING BATTERY HOLDER.
- 12 STRONG, LIGHT POLYPROPYLENE WHEEL.

### Required for operation/Recommended for best appearance (Not included)

●Radio control set (Two-channel) ●Battery (7.2V-1200mAh or 7.2V-1700mAh rechargeable NiCd battery) ●Battery charger for NiCd battery ●POLYCA color paint ●MICRON LINE striping tape

### Technical data

●Length/400mm (15.7") ●Width/244mm (9.6") ●Height/160mm (6.2") ●Wheelbase/265mm (10.4") ●Ground clearance/32mm (1.2") ●Front track/206mm (8.1")  
●Rear track/206mm (8.1") ●Tires/(F)φ85×38mm; (R)φ85×38mm ●Total weight/1650g (3.6 lb) ●Gear ratio/7.7:1 ●Motor/LeMANS stock 05 (Included)  
●Battery/7.2V-1200mAh (Not included) ●Radio/Two-channel (Not included)



### KYOSHO MACHINE AIMS WORLD TOP.

KYOSHO, WINNERS OF MANY BIG WORLD TITLES NOW PRESENTS THE "LAZER ZX" IT WAS DEVELOPED WITH OBJECTIVE OF WORLD CONQUEST AND IS PACKED WITH ABUNDANT KNOW-HOWS FROM ALL PAST RACE EXPERIENCE. BY INCORPORATING ULTRA LONG SUSPENSION ARM, IT HAS BETTER ROAD HOLDING EFFICIENCY. YOU CAN ADJUST FRONT & REAR TRACTION. AND ACCELERATION EFFICIENCY. EQUIPPED WITH THE DUAL BELT

4WD. SYSTEM, AND 15 PCS. HIGH PRECISION BALL BEARINGS. IT IS FULLY RESEARCHED WITH NEWLY DESIGNED SPECIAL PARTS. THE CONTENT OF THE PARTS USED ARE MOST APPROPRIATE FOR A MACHINE THAT CAN BE CALLED WORLD'S TOP MACHINE. LASER ZX WILL BE. THE NEW GENERATION.

#### Articles required for Assembling & running

●2 Channel proportional system (AMP SPEC.) ●7.2V/8.4V (1200/1700mAh) NiCd battery (KYOSHO No.2310/No.2331) ●MEGA Motor (KYOSHO No.2473/No.2472), precision motor (KYOSHO No.2481/No.2483) ●Charger (KYOSHO No.1849/No.2326)

#### Technical data

●Length/360mm (14.1") ●Width/240mm (9.4") ●Height/130mm (5.1") ●Wheelbase/276mm (10.8") ●Ground clearance/30mm (1.1") ●Track (F/R)/207mm/202mm (F8/R7.9") ●Tires/(F)φ85×30mm; (R)φ85×37mm ●Total weight/1600g (56.4 oz) ●Gear ratio/9.74:1 ●Battery/7.2V/8.4V (1200mAh/1700mAh) NiCd (Not included) ●Motor/MEGA motor/Precision motor (Not included) ●Radio control set/Two-channel (Not included)






# 4WD OFF-ROAD RACER "LAZER ZX"

ELECTRIC POWERED SPECIAL RACING BUGGY

1:10 SCALE  
No.3146



- ① HAS 4 PRESSURE OIL SHOCKS. ABSORBS SHOCK SMOOTHLY.
- ② BELT COVER KEEPS DIRT OUT.
- ③ ADOPTED 0.6 MODULE MAIN GEAR.
- ④ ADOPTED 3 DIFF. SYSTEM WITH CENTER DIFF. & ONE-WAY CLUTCH.
- ⑤ AERODYNAMIC DOUBLE WING.
- ⑥ RACING TYPE LIGHT SMALL BUMPER.
- ⑦ SEALED TYPE DIFFERENTIAL GEAR BOX.
- ⑧ ULTRA LONG SUSPENSION, DOUBLE WISHBONE INDIVIDUAL TYPE.
- ⑨ FRONT NARROW TIRE WITH HIGH ROAD HOLDING EFFICIENCY, USED AS STANDARD EQUIPMENT.
- ⑩ CAN USE STICK ON SADDLEPACK TYPE NiCD BATTERIES.
- ⑪ SUPER LIGHT & RIGID FRP FLAT PAN AND CHASSIS.
- ⑫ MEGA MOTOR/PRECISION MOTOR MOST SUITABLE (NOT INCLUDED).
- ⑬ PIN SPIKE TYPE LOW PROFILE TIRE TO COPE WITH ROUGH TRACKS.



ROAD HOLDING EFFICIENCY INCREASED WITH THE ULTRA LONG (18mm) SUSPENSION ARMS-LONGER THAN CONVENTIONAL TYPE. FRONT EQUIPPED WITH UNIVERSAL SWING SHAFTS.

NEWLY 3 DIFF. SYSTEM WITH CENTER DIFF. & ONE WAY CLUTCH. LARGE MAIN GEAR WITH HIGH TRANSMISSION RATE USED AS STANDARD EQUIPMENT.

DOWN THE FORCE INCREASED EFFECTIVELY USING AERODYNAMIC DESIGN OF THE DOUBLE REAR WING.



### THE LONG-WHEELBASE PERFORMER!

FOR THE FASTEST LAPS ON COURSES WITH MANY STRAIGHTS. HAS ALL THE IMPORTANT FEATURES OF THE LIMITED-PRODUCTION *TURBO OPTIMA MID SPECIAL*. FEATURES THE MAXIMUM OF PERFORMANCE WITH A MINIMUM INVESTMENT. ALL-INDEPENDENT LONG-TRAVEL WISHBONE/ARM SUSPENSION WITH GLASS-REINFORCED COMPONENTS. HIGH-PERFORMANCE PRESSURE OIL-FILLED SHOCK ABSORBERS. RIGID 17S ALLOY ALUMINUM CHASSIS. STRONG, LIGHT FRP SHOCK TOWERS AND RADIO PLATE. POWERFUL

*LeMANS 240ST* MOTOR (INCLUDED) DRIVES THROUGH A TORQUE-PROTECTED MAIN GEAR AND LIGHT, EFFICIENT TOOTHED BELT TO THE FRONT AND REAR GEAR-TYPE DIFFERENTIALS (FACTORY ASSEMBLED, WITH OUTPUT SHAFT BALL BEARINGS). ROTARY SPEED CONTROLLER (3 FWD 1 REV) HAS SILVER CONTACTS FOR LONG LIFE (INCLUDED). HAS MOUNTS FOR "SADDLE PACK" AND "STICK" TYPE BATTERIES (NOT INCLUDED).

#### Required for operation/Recommended for best appearance (Not included)

●Radio control set (Two-channel) ●Battery (7.2V-1200mAh or 7.2V-1700mAh rechargeable NiCd battery) ●Charger for NiCd battery ●Polycolor paint ●Micron line striping tape

#### Technical data

●Length/370mm (14.6") ●Width/240mm (9.4") ●Height/130mm (5.2") ●Wheelbase/273mm (10.7") ●Ground clearance/35mm (1.4") ●Front track/207mm (7.9") ●Rear track/202mm (7.9")  
 ●Tires/(F/R)  $\phi 85 \times 37$ mm ●Weight (Track-ready)/1600g (3 lb 56.5oz) ●Motors (Included)/LeMans 240ST ●Battery (Not included)/7.2V-1200/1700mAh NiCd ("Stick" type)  
 ●Radio control set (Not included)/Two-channel


# 4WD OFF-ROAD RACER "OPTIMA MID CUSTOM"

ELECTRIC POWERED RACING BUGGY



1:10 SCALE  
No.3139




- 1 PRESSURE-TYPE OIL-FILLED SHOCK ABSORBER (X4).
- 2 FRONT DIFFERENTIAL. METAL GEARS.
- 3 FRP UPPER CHASSIS PLATE WITH BELT SHIELD (TOTALLY ENCLOSED).
- 4 TOOTHED DRIVE BELT (REINFORCED).
- 5 AERODYNAMIC ADJUSTABLE WING.
- 6 LOW-PROFILE TIRES WITH HIGH-GRIP SPIKE TREAD.
- 7 RACING-TYPE FRONT BUMPER.
- 8 WISHBONE/PARALLEL ARM FRONT SUSPENSION. GLASS FILLED EX66 NYLON.
- 9 ALLOY ALUMINUM CHASSIS PLATE.
- 10 HIGH-QUALITY ROTARY SPEED CONTROLLER (3 FWD/1 REV).
- 11 BATTERY. (7.2V-1200mAh NiCd; NOT INCLUDED).
- 12 LONG-TRAVEL WISHBONE/PARALLEL ARM REAR SUSPENSION.
- 13 LIGHTWEIGHT NYLON WHEEL.



EXTRA-LENGTH WISHBONE ARM FRONT SUSPENSION FOR LONG TRAVEL REAR SUSPENSION (SAME FEATURES AS FRONT). BOTH F/R HAVE PRESSURE SHOCK AND ADJUSTABLE GEOMETRY.



TOOTHED DRIVE BELT. LIGHT, STRONG, RELIABLE. REINFORCED TO PREVENT STRETCHING.



ALLOY ALUMINUM PLATE-TYPE CHASSIS. STRONG. LIGHT.

# 4WD OFF-ROAD RACER OPTIMA MID CUSTOM SPECIAL

## ELECTRIC POWERED RACING BUGGY



1:10 SCALE  
No. 3140



HAS ALL THE FEATURES OF THE LIMITED-PRODUCTION *TURBO OPTIMA MID SPECIAL* THAT WON THE 1988 EUROPEAN 1/10-SCALE CHAMPIONSHIP. DESIGNED FOR THE SERIOUS COMPETITOR WHO WANTS PREMIUM-QUALITY COMPONENTS AS ORIGINAL EQUIPMENT. KIT INCLUDES *OPTION HOUSE* HIGH-PERFORMANCE METAL-BODY PRESSURE OIL-FILLED SHOCK ABSORBERS, UNIVERSAL-JOINTED SWING SHAFTS (FRONT WHEELS), SPECIAL PIN-PATTERN FRONT TIRES AND WHEELS, QUICK-ADJUST LINKAGES FOR EASY CAMBER AND TOE-IN CHANGES, AND A FULL SET OF 16 BALL BEARINGS. ALSO FEATURES A RIGID 17S ALLOY ALUMINUM CHASSIS, GLASS-REINFORCED NYLON SUSPENSION PARTS, GEAR-TYPE DIFFERENTIALS (FACTORY ASSEMBLED), AND FOUR-WHEEL DRIVE VIA A LIGHT, EFFICIENT TOOTHED BELT. KIT DOES NOT INCLUDE MOTOR OR SPEED CONTROLLER BECAUSE EVERY COMPETITOR HAS HIS/HER OWN FAVORITE. ANY ELECTRONIC SPEED CONTROLLER WILL FIT. (KYOSHO SUPER SPEED 1000 (No. 2593) RECOMMENDED).



WISHBONE/PARALLEL ARM SUSPENSION FRONT/REAR WITH TOP-QUALITY *OPTION HOUSE* METAL-BODY SHOCKS AND QUICK-ADJUST LINKAGE FOR EASY ADJUSTMENT OF CAMBER AND TOE-IN (FRONT). UNIVERSAL-JOINTED SWING SHAFT AT FRONT.



PROTECTIVE COVER OF DRIVE GEARS. DIFFERENTIALS (FRONT/REAR) ARE FACTORY ASSEMBLED GEAR-TYPE UNITS.



ALLOY ALUMINUM CHASSIS PLATE (17S) LOCATES SUSPENSION PARTS EXACTLY. BELLY PAN KEEPS OUT DUST, PROTECTS MECHANISMS.

### Required for operation/Recommended for best appearance (Not included)

- Radio control set (Two-channel with steering servo and electric speed controller)
- Battery (7.2V-1200mAh (Stick type or saddlepack type) or 7.2V-1700mAh (Stick type or saddlepack type) Rechargeable NiCd battery)
- Charger for NiCd battery
- Motor: LeMans 240/360 type

### Technical data

- Length/370mm (14.6")
- Width/240mm (9.4")
- Height/130mm (5.2")
- Wheelbase/273mm (10.7")
- Ground clearance/35mm (1.4")
- Front track/273mm (8.1")
- Rear track/202mm (7.9")
- Tires/(F)  $\phi 85 \times 30$ mm, (R)  $\phi 85 \times 37$ mm
- Weight (Track-ready)/1600g (3 1b 8oz)
- Motor (Not included)/LeMans 240 type
- Battery (Not included)/7.2V-1200/1700mAh NiCd ("Stick" type)
- Radio control set (Not included)/Two-channel



# 4WD OFF-ROAD RACER "TURBO ROCKY"


## ELECTRIC POWERED SPECIAL RACING BUGGY

1:10 SCALE  
No.3103



### BLAZING 8.4V PERFORMANCE!

THE PERFECT INTRODUCTION TO BLAZING 8.4V PERFORMANCE! TURBO ROCKY HAS ALL THE FEATURES THAT MADE ROCKY 4WD SUCH A GREAT PERFORMER FOR BOTH NEWCOMER AND EXPERT, WITH ADDED STRENGTH FOR THE EXCITING HIGHER SPEEDS POSSIBLE WITH AN 8.4V BATTERY! ADJUSTABLE OIL-FILLED SHOCKS CAN BE MADE STIFFER OR SOFTER JUST BY TURNING A RING ON THE SHOCK BODY. ANTI-ROLL BARS, FRONT/REAR. FOUR-WHEEL DRIVE BY LIGHTWEIGHT STEEL CHAIN VIA TWO METAL-GEAR DIFFERENTIALS. EXTRA-LONG SUSPENSION FOR LONG BUMP-EATING TRAVEL AND STABILITY AT HIGH SPEED. FOUR BALL BEARINGS INCLUDED. (FULL SET OPTIONAL.) STRONG ALLOY ALUMINUM CHASSIS. HIGH-STRENGTH SUSPENSION PARTS.



- ① NEW LOW-PROFILE BLOCK PATTERN TIRES FOR GOOD TRACTION.
- ② OVERSIZE, ADJUSTABLE, OIL-FILLED SHOCK ABSORBERS.
- ③ GEAR-TYPE DIFFERENTIAL FRONT/REAR.
- ④ FOUR WHEEL DRIVE BY LIGHT, EFFICIENT CHAIN.
- ⑤ 17S RADIO PLATE.
- ⑥ EXTRA-LONG WISHBONE/PARALLEL ARM SUSPENSION FRONT/REAR FOR STABILITY AT SPEED.
- ⑦ BUMPER GUIDES ROCKY OVER MOST OBSTACLES.
- ⑧ ANTI-ROLL BAR FRONT/REAR.
- ⑨ STRONG, LIGHT 17S ALUMINUM ALLOY CHASSIS.
- ⑩ HEAVY-DUTY WIRING FOR 8.4V.
- ⑪ SPEED CONTROLLER: 3 FORWARD, 1 REVERSE.
- ⑫ COMBINED UNIVERSAL JOINT/HALF-SHAFT.

### Required for operation/Recommended for best appearance (Not included)

● Radio control set (Two-channel) ● Motor ● Battery (8.4V-1200mAh NiCd) ● Battery charger ● Polycolor paint ● Micron line striping tape


### Technical data

● Length/380mm (14.9") ● Width/240mm (9.4") ● Height/120mm (4.7") ● Wheelbase/265mm (10.4") ● Ground clearance/30mm (1.2") ● Front track/200mm (7.9") ● Rear track/190mm (7.5")  
 ● Tires/(F) 85φ × 35mm; (R) 85φ × 35mm ● Total weight/1600g (3 lb 8 oz) ● Gear ratio/8.93:1, 12.59:1 ● Motor/LeMans 240/360 type (Not included) ● Battery/8.4V-1200mAh (Not included)  
 ● Radio/Two-channel (Not included)



# SPECIAL RACING CARS

kazama

ALSO...  
TUNING A TING ON THE SHOCK BODY  
ANTI-ROLL BAR... FRONT REAR  
FOUR-WHEEL...  
STEEL CHASSIS...  
DIFFERENTIAL...  
RIPROD...  
WHEEL AND...



# ELECTRIC POWERED SPECIAL RACING CARS



# AXIS EX

ELECTRIC POWERED SPECIAL RACING CAR



1:12 SCALE

No.3153



## FOR SUPER-FAST ON-ROAD RACING!

COMPETITION-READY RIGHT OUT OF THE BOX! ALL PERFORMANCE PARTS INCLUDED. SUPER-LIGHT, SUPER-STRONG 1.9mm CARBON-EPOXY CHASSIS PLATE. SUSPENSION PARTS INDIVIDUALLY MACHINED FROM ALLOY ALUMINUM. EFFICIENT AND LIGHT BALL-TYPE DIFFERENTIAL WITH FINE CERAMIC DISCS FINE-PITCH GEARS FOR SMOOTHEST POWER DELIVERY. WEAR-RESISTANT STAINLESS STEEL PINION. CARBON-EPOXY REAR AXLE FOR MAXIMUM STIFFNESS WITH MINIMUM WEIGHT. PROVEN SLIDING-PILLAR FRONT SUSPENSION THAT KEEPS WHEELS PERPENDICULAR TO TRACK FOR MAXIMUM TRACTION. REAR SUSPENSION OPTIMIZED FOR SINGLE/DOUBLE WHEEL BOUNCE WITH ONE OIL-FILLED *PRESSURE* SHOCK ABSORBER AND TWO FRICTION TYPE SHOCKS. CHASSIS PLATE CUTOUTS FOR LOWEST POSSIBLE SADDLE-PACK BATTERY POSITION: LOWEST CG. FULL SET OF BALL BEARINGS.



- ① SLIDING-PILLAR SUSPENSION FLAT CORNERING AND GOOD STEERING RESPONSE.
- ② DIRECT-ACTION SERVO SAVER FOR PRECISE CONTROL WITH SERVO PROTECTION.
- ③ CARBON-FIBER REINFORCED MAIN CHASSIS (1.9mm) AND SUB-CHASSIS (1.6mm).
- ④ HIGH-CAPACITY *PRESSURE* SHOCK ABSORBER FOR GOOD REAR-WHEEL BOUNCE CONTROL.
- ⑤ TWO FRICTION-TYPE SHOCK ABSORBERS FOR CONTROL OF SINGLE-WHEEL BOUNCE.
- ⑥ MOTOR (NOT INCLUDED).
- ⑦ STRONG, DURABLE 17S ALLOY ALUMINUM MOTOR MOUNT.
- ⑧ BALL-TYPE DIFFERENTIAL WITH CERAMIC PRESSURE PLATE.

### Required for operation/Recommended for best appearance (Not included)

●Radio control set (Two-channel with electronic speed controller) ●Battery (7.2V-1700mAh SEC NiCd Saddle-pack type) ●Charger for NiCd battery ●Polycolor paint ●Micron line striping tape

### Technical data

●Length/350mm (13.8") ●Width/170mm (6.7") ●Height/80mm (3.1") ●Wheelbase/202mm (8.0") ●Ground clearance/5mm (0.2") ●Front track/143mm (5.6") ●Rear track/135mm (5.3")  
 ●Tires/(F)  $\phi$ 48×23mm; (R)  $\phi$ 53×35mm ●Weight/900g (32oz) ●Gear ratio/4.41:1 or 4.32:1 ●Motor (Not included)/LeMans 240 or 480 type: SPA 240 or 480 type  
 ●Battery (Not included)/7.2V-1700mAh "Saddle pack" type ●Radio Control Set (Not Included)/Two-Channel with Electronic Speed Controller

# PLAZMA MKIII KS-2

## ELECTRIC POWERED SUPER-LIGHT RACING CAR



1:12 SCALE

No.3151



**THE GREAT LITTLE PLAZMA CONTINUES, EVEN BETTER THAN EVER!**

A GOOD COMPETITOR AGAINST CARS COSTING SIX TIMES AS MUCH, PLAZMA OFFERS "GO" WITH A CAPITAL "G"! SLIDING PILLAR FRONT SUSPENSION ALLOWS INDEPENDENT WHEEL MOVEMENT WHILE KEEPING THE WHEELS PERPENDICULAR TO THE TRACK. LIVE REAR AXLE IS LOCATED AND SPRUNG BY THE FRP CHASSIS PLATE AND A FRICTION MONO-SHOCK. TWIN BALL BEARINGS ON REAR AXLE. OPTIONAL 4WD. QUALITY ALUMINUM PARTS.



- 1 PILLAR-TYPE INDEPENDENT FRONT SUSPENSION.
- 2 DIRECT-MOUNTED SERVO SAVER.
- 3 MOLDED SPONGE HIGH-GRIP TIRES.
- 4 STIFF, LIGHT, FRP PLATE CHASSIS.
- 5 OIL-FILLED SHOCK ABSORBER.
- 6 POWERFUL LeMANS 600E MOTOR (INCLUDED).
- 7 ALUMINUM REAR AXLE CARRIER.
- 8 REAR AXLE BALL BEARING (X2).

### Required for operation/Recommended for best appearance (Not included)

● Radio control set (Two-channel) ● Motor ● Battery (7.2V-1200mAh or 7.2V-1700mAh rechargeable NiCd battery) ● Charger for NiCd battery ● Polycolor paint ● Micron line striping tape



### Technical data


● Length/350mm (13.8") ● Width/170mm (6.7") ● Height/80mm (3.1") ● Wheelbase/200mm (7.9") ● Ground clearance/5mm (0.2") ● Front track/137mm (5.4") ● Rear track/133mm (5.2")  
 ● Tires/(F)  $\phi 47 \times 23$ mm; (R)  $\phi 52 \times 35$ mm ● Total weight/870g (31oz) ● Gear ratio/3.7 : 1 ● Motor/LeMans 600E (Included) <LeMans 240/480 type; Not included> ● Battery/7.2V-1200mAh (Not included)  
 ● Radio/Two-channel (Not included)

# SPECIAL RACING BUGGIES

ENGINE POWERED VEHICLES







### EXCITING GOOD LOOKS, TOP PERFORMANCE AND EASY STARTING!

COMBINE A REALISTIC SCALE CORVETTE BODY WITH A SUPERB-HANDLING CHASSIS AND A SUPER-EASY STARTING, POWERFUL O.S. 10 SIZE GLOW ENGINE, AND THE RESULT IS FUN AND EXCITEMENT! EVEN THE BEGINNING MODEL DRIVER CAN BE CONFIDENT OF EASY OPERATION. ALL MECHANICAL PARTS, LIKE THE SUSPENSION AND DRIVE TRAIN ARE FACTORY ASSEMBLED, SO YOU JUST INSTALL THE RADIO CONTROL EQUIPMENT AND DECORATE

THE BODY TO YOUR TASTE, AND THE ZR-1 IS READY TO ROLL! STARTING THE ENGINE IS NO PROBLEM. JUST FILL THE FUEL TANK, PRIME THE ENGINE USING THE BUILT-IN PUMPS, CONNECT THE BATTERY TO THE GLOW PLUG (BATTERY HOLDER, LEADS AND CONNECTOR SUPPLIED; USES ORDINARY D-SIZE CELLS), AND PULL THE RECOIL STARTER ONCE OR TWICE. THAT'S ALL IT TAKES!

#### Required for operation (Not included)/Suggested for best appearance

●Fuel ●D-cells for glow-plug heater (Uses four; alkaline type recommended) ●Radio control set (Two channel) ●Polycarbonate paint ●Microline striping tape

#### Technical data

●Length/495mm (19.4") ●Width/235mm (9.3") ●Height/140mm (5.5") ●Wheelbase/272mm (10.7") ●Ground clearance/35mm (1.4") ●Track (F/R)/205mm (8.1") ●Weight/1500g (53 oz) ●Gear ratio/9.6:1  
 ●Tires (F/R)/φ77×36mm ●Engine/O.S. 10 size (Included) ●Radio control system/Two-channel (Not included) ●Body/Clear polycarbonate (Ready for painting)  
 ●Glow-plug heater/Connector clip, cable and battery box (Included: uses four D-cells (Not included))




# ZR-1 CORVETTE

## 10 ENGINE POWERED SPORTS CAR

1:10 SCALE  
No.3071



- 1 REALISTIC RADIAL-PATTERN SEMI-PNEUMATIC RUBBER TIRES.
- 2 BUMP-ABSORBING LONG-TRAVEL ALL-INDEPENDENT SUSPENSION (F/R).
- 3 HIGH-CAPACITY PRESSURE OIL-FILLED SHOCK ABSORBERS.
- 4 STRONG, LIGHT 17S ALLOY ALUMINUM CHASSIS.
- 5 FUEL TANK WITH BUILT-IN PRIMING PUMPS FOR EASY STARTING.
- 6 HANDLE OF BUILT-IN RECOIL-TYPE PULL STARTING.
- 7 SEALED GEARBOX/DIFFERENTIAL UNIT.
- 8 STYLISH, STRONG AND LIGHT NYLON WHEELS. METALIZED FINISH.
- 9 POWERFUL O.S. 10 SIZE ENGINE WITH BUILT-IN RECOIL-TYPE STARTER (INCLUDED).
- 10 QUICK-OPERATION BODY LATCHES FOR EASY ENGINE ACCESS.
- 11 DRIVE MECHANISM; GEARS/SHAFT/BELT.



SUPER LONG-TRAVEL ALL-INDEPENDENT SUSPENSION FRONT AND REAR KEEPS THE ZR-1 UNDER CONTROL ON ANY TRACK. OPTIMUM WISHBONE/ARM LINKAGE FOR CONTROLLED WHEEL MOVEMENT. HIGH-CAPACITY OIL-FILLED SHOCK ABSORBERS SOAK UP THE BUMPS. STRONG, GLASS-REINFORCED PARTS.

SUPER-EASY STARTING! JUST FILL THE TANK, PRIME THE ENGINE WITH THE BUILT-IN PUMPS, CONNECT THE BATTERY, AND PULL THE STARTER HANDLE!

DRIVE MECHANISM: GEARS/SHAFT/BELT.

# RAMPAGE GP-10



## 10 ENGINE POWERED 2WD RACING BUGGY

1:12 SCALE  
No.3072



### SUPER PERFORMANCE! SUPER-EASY STARTING!

THE EXCITEMENT OF RUNNING AN ENGINE-POWERED R/C BUGGY HAS NEVER BEEN SO EASY! JUST FILL THE TANK WITH FUEL, CONNECT THE GLOW-PLUG BATTERY, PRIME THE ENGINE USING THE PUMPS BUILT INTO THE FUEL TANK, AND PULL THE HANDLE OF THE RECOIL STARTER OF THE POWERFUL O.S. 10 CLASS ENGINE. THAT'S ALL IT TAKES TO START THE RAMPAGE! NO ELECTRIC STARTER AND HEAVY BATTERY NEEDED! THE STANDARD MUFFLER PASSES JUST ENOUGH ENGINE SOUND TO BE EXCITING WITHOUT BOTHERING THE NEIGHBORS. ON THE TRACK, THE RAMPAGE IS PURE FUN TO DRIVE. ITS LONG-TRAVEL SUSPENSION WITH LARGE-CAPACITY OIL-FILLED PRESSURE SHOCK ABSORBERS SOAK UP THE BUMPS, WHATEVER THE SURFACE, AND THE ENGINE DELIVERS THE SPEED! THE STYLISH BODY LOOKS GREAT, TOO!




- ① PIN-SPIKE SOFT-COMPOUND TIRES (ALL-TERRAIN).
- ② LONG-TRAVEL WISHBONE/ARM SUSPENSION (F/R).
- ③ LARGE-CAPACITY PRESSURE OIL-FILLED SHOCK ABSORBER.
- ④ STRONG, LIGHT 17S ALLOY ALUMINUM CHASSIS.
- ⑤ FUEL TANK W/PRIMING PUMPS.
- ⑥ RECOIL-STARTER HANDLE.
- ⑦ GEARBOX/DIFFERENTIAL.
- ⑧ STRONG, LIGHT NYLON WHEEL.
- ⑨ O.S. 10 CLASS ENGINE (INCLUDED).
- ⑩ SUPER-SILENT MUFFLER (INCLUDED).
- ⑪ DRIVE MECHANISM: GEAR/SHAFT/BELT.

#### Required for running (Not included)

- Fuel (K&B 1000 or equiv.) ● Glow-plug battery. ● Two-channel radio control set (KYOSHO No.2545 or equiv.)

#### Technical data

- Length/350mm (13.8") ● Width/240mm (9.4") ● Height/130mm (5.1") ● Wheelbase/272mm (10.7") ● Ground clearance/36mm (1.4") ● Front track/208mm (8.2") ● Rear track/205mm (8.1") ● Front tires/φ70×20mm ● Rear tires/φ85×37mm ● Weight/1360g (3.0 lb) ● Gear ratio/9.6:1 ● Engine (Included)/O.S. 10 class W/Recoil starter ● Radio control set (Not included)/Two-channel (KYOSHO No.2545 or equiv.)



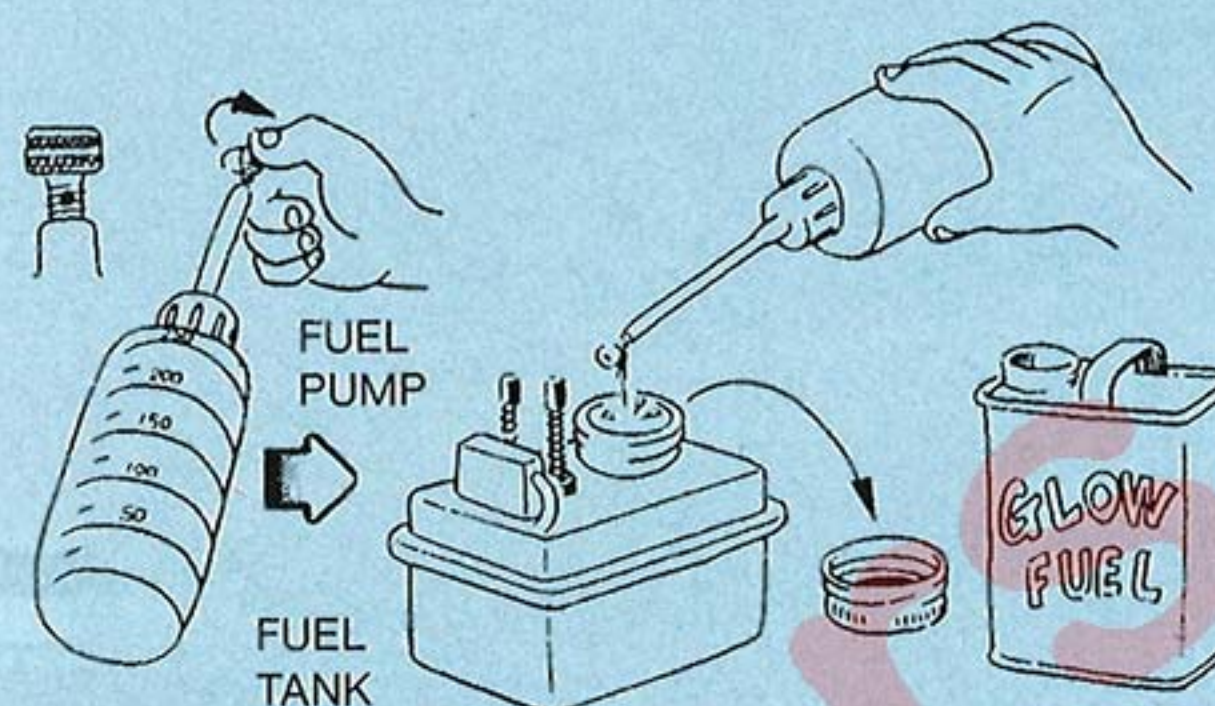
GREAT ENGINE EXCITEMENT WITH SUPER-EASY STARTING PROVIDED BY A BUILT-IN RECOIL STARTER!



## STARTING THE ENGINE

### STEP 1

FILL THE FUEL TANK WITH FUEL.

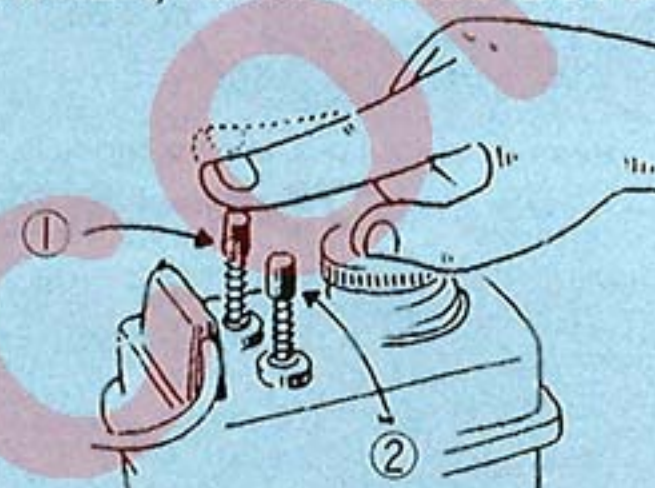


DO NOT TOUCH THIS PART OF STARTER WHILE ENGINE IS RUNNING.



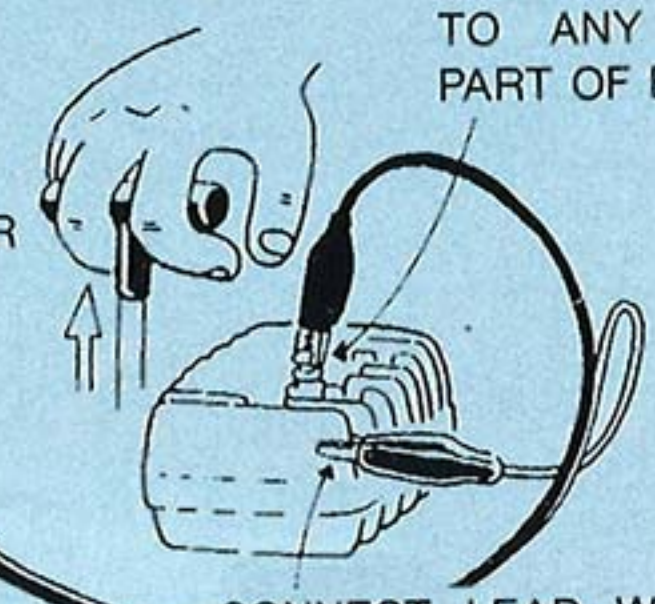
### STEP 2

PRESS PRIMING BUTTON 1 TWICE. (IN COLD WEATHER, ALSO PRESS BUTTON 2.)



THIS LEAD CAN BE CONNECTED TO ANY METAL PART OF ENGINE.

STARTER



### STEP 3

CONNECT THE BATTERY LEAD TO THE GLOW PLUG. GIVE THE STARTER KNOB A QUICK TUG.

CONNECT LEAD WITH CLIP TO CENTER TERMINAL OF PLUG. (DO NOT SHORT CLIP AGAINST ENGINE OR PLUG BODY.)





### GAS-POWERED EXCITEMENT WITH SUPER-EASY STARTING!

GAS POWER AND EXCITEMENT! THIS 1:10 SCALE MODEL OF THE FAMOUS PEUGEOT 405 RALLY CAR, WITH ITS SCALE-PATTERN TIRES, ACCURATELY DETAILED BODY AND BUMP-ABSORBING ALL-INDEPENDENT SUSPENSION, LOOKS REALISTIC ON ROAD OR OFF. BEST OF ALL IS THE EASY STARTING, USUALLY A PROBLEM WITH GAS-POWDERED CARS. JUST FILL THE FUEL TANK, PRIME THE ENGINE WITH THE BUILT-IN PUMP, CONNECT THE GLOW-

PLUG BATTERY (BATTERY HOLDER AND FUEL BOTTLE INCLUDED). PULL OF THE RECOIL STARTER ONCE OR TWICE, AND THE EXCITEMENT BEGINS- THE 10FP-B(K) ENGINE, MADE BY O.S. MAX, DELIVERS PLENTY OF POWER AND FUN, BUT THE SUPPLIED MUFFLER KEEPS THE SOUND DOWN TO A PLEASANT PURR, JUST LOUD ENOUGH TO BE FUN, BUT QUIET ENOUGH TO RUN ANY-WHERE.

#### Required for operation (Not included) / Suggested for best appearance

●Fuel and battery for engine ●Radio control set (Two-channel) ●Polycolor paint ●Microline striping tape

#### Technical data

●Length / 440mm (17.3") ●Width / 235mm (9.3") ●Height / 138mm (5.4") ●Wheelbase / 270mm (10.6") ●Ground clearance / 25mm (1.0") ●Front track / 205mm (8.1") ●Rear track / 205mm (8.1") ●Front tire /  $\phi 77 \times 36$ mm ●Rear tire /  $\phi 77 \times 36$ mm ●Weight / 1660g (3.7 lb) ●Gear ratio / 12:1 ●Engine (Included) / O.S. MAX 10 FP-B(K) / Recoil starter ●Radio control set (Not included) / Two-channel

# PEUGEOT 405




10 ENGINE POWERED 4WD RALLY CAR

1:10 SCALE

No.3014



- 1 SCALE RADIAL TREAD PATTERN.
- 2 GEAR-TYPE DIFFERENTIAL (F/R/TRANS).
- 3 FUEL TANK WITH BUILT-IN PRIMING PUMPS.
- 4 O.S. MAX 10FP-B(K) ENGINE (INCLUDED).
- 5 CUSTOM WHISPER-QUIET MUFFLER (INCLUDED).
- 6 LIGHTWEIGHT WHEEL.
- 7 LONG-TRAVEL BUMP-ABSORBING WISHBONE/ARM REAR SUSPENSION.
- 8 TOOTHED DRIVE BELTS TRANSMIT POWER FROM DRIVESHAFTS TO FRONT/REAR DIFFS.
- 9 RECOIL STARTER FOR EASY STARTING (INCLUDED).
- 10 STIFF ALLOY-ALUMINUM CHASSIS PLATE.
- 11 DRIVESHAFTS (F/R) TRANSMIT POWER FROM ENGINE TO FRONT/REAR DIFFERENTIALS.
- 12 EFFICIENT OIL-FILLED SHOCK ABSORBER (4).
- 13 LONG-TRAVEL WISHBONE/PARALLEL ARM FRONT SUSPENSION.
- 14 STRONG, PROTECTIVE FRONT BUMPER.
- 15 QUICK-RELEASE QUICK-ENGAGE BODY LATCHES FOR EASY ACCESS TO ENGINE STARTER.



FRONT AND REAR WISHBONE/PARALLEL ARM AND EFFECTIVE OIL-FILLED SHOCK ABSORBERS SOAK UP BUMPS AND KEEP THE 405 ON COURSE, ON THE STRAIGHT AND THROUGH THE CURVES. EQUALLY AT HOME ON SMOOTH ROADS AND ROUGH TRACKS. STURDY PARTS LONG LIFE. TIRES HAVE SCALE TREAD PATTERN FOR GRIP AND APPEARANCE.

EFFICIENT FOUR-WHEEL DRIVE SYSTEM WITH FRONT AND REAR SHAFTS AND TOOTHED BELTS. DIFFERENTIALS FRONT/REAR PLUS CENTER TRANSFER-BOX DIFF.

QUICK-RELEASE LATCHES ALLOW EASY LIFTING OF BODY FOR ACCESS TO RECOIL STARTER. KIT INCLUDES FUEL BOTTLE, BATTERY BOX (USES COMMON "D" CELLS), WRENCH.

# FORD RS-200



## 10 ENGINE POWERED 4WD RALLY CAR

1:10 SCALE  
No.3013



### GREAT FUN AND EASY STARTING!

WHICH IS THE BEST FEATURE OF THESE GREAT-PERFORMING, ACCURATE-SCALE RALLY CARS? THE HIGH PERFORMANCE? OR THE EASY STARTING? BOTH HAVE AN ALL-INDEPENDENT LONG-TRAVEL SUSPENSION WITH OIL-FILLED SHOCKS MUCH LIKE THAT OF KYOSHO'S WINNING OPTIMA. BOTH HAVE FOUR-WHEEL DRIVE THROUGH SCALE RADIAL-PATTERN TIRES. THE EASY STARTING? BY RECOIL STARTER. JUST A PULL OR TWO AND THE POWERFUL O.S. 10FP-B(K) ENGINE IS RUNNING. TWO PRIMING PUMPS BUILT IN FOR QUICK STARTING IN ANY WEATHER, HOT OR COLD. RUNNING THESE EXCITING VEHICLES IS JUST ABOUT AS EASY AS AN ELECTRIC, BUT A LOT MORE FUN! THE ENGINE GIVES A REALISTIC SOUND. POWER GOES THROUGH A CENTER DIFFERENTIAL TO THE TWO FORE-AND-AFT SHAFTS AND TOOTHED BELTS TO THE FRONT AND REAR DIFFS. IT'S SIMPLE AND EFFICIENT.



- ① SCALE RADIAL-PATTERN TIRES.
- ② GEAR-TYPE DIFFERENTIAL.
- ③ FUEL TANK WITH BUILT-IN PRIMING PUMPS (INCLUDED).
- ④ ENGINE (O.S. 10FP-B(K); INCLUDED).
- ⑤ CUSTOM SUPER-SILENT MUFFLER (INCLUDED).
- ⑥ LIGHTWEIGHT, SCALE WHEEL.
- ⑦ LONG-TRAVEL WISHBONE ARM REAR SUSPENSION.
- ⑧ DRIVE BELTS TRANSMIT POWER FROM DRIVESHAFTS TO F/R DIFFS.
- ⑨ RECOIL STARTER (INCLUDED).
- ⑩ ALLOY-ALUMINUM CHASSIS PLATE.
- ⑪ DRIVESHAFT TRANSMITS POWER FROM ENGINE TO FRONT AND REAR.
- ⑫ EFFECTIVE OIL-FILLED SHOCK ABSORBER.
- ⑬ LONG-TRAVEL WISHBONE ARM FRONT SUSPENSION.
- ⑭ STRONG, PROTECTIVE FRONT BUMPER.

#### Required for operation/Recommended for best appearance (Not included)

- Radio control set (Two-channel) ● Fuel ● D-size alkaline cell ● Polycolor paint ● Micron line striping tape


#### Technical data

- Length/355mm (14") ● Width/240mm (9.4") ● Height/120mm (4.7") ● Wheelbase/270mm (10.6") ● Ground clearance/25mm (1.0") ● Front track/205mm (8.1") ● Rear track/205mm (8.1") ● Weight/1660g (3.7 lb)
- Tires/(F/R)φ77×36mm ● Engine/O.S. 10FP-B(K) (Included with recoil starter, custom muffler, battery holder, and priming fuel tank) ● Gear ratio/12:1 ● Radio control set/Two-channel (Not included)


# CIRCUIT 1000 SERIES "STINGER MK-II"

10 ENGINE POWERED OFF-ROAD RACING BUGGY

1:10 SCALE  
No.3042



**SOPHISTICATION IN .10 BUGGIES!**  
STINGER MK II BRINGS THE ADVANCED FOUR-WHEEL DRIVE AND LONG-TRAVEL SUSPENSION OF THE FAMOUS OPTIMA TO .10 ENGINE-POWERED BUGGIES. THE ENGINE IS MOUNTED SIDEWINDER STYLE AND DRIVES THE REAR DIFFERENTIAL DIRECTLY. THE LIGHTWEIGHT, RELIABLE, AND EFFICIENT BELT DRIVE SYSTEM TRANSMITS POWER TO THE FRONT WHEELS FOR TOP HANDLING AROUND ANY COURSE. THE LONG DOUBLE-WISHBONE SUSPENSION ALLOWS A REMARKABLE 35mm BOUNCE TRAVEL TO ABSORB THE WORST BUMPS WITHOUT EFFECT ON THE "LINE" THROUGH EVEN THE TIGHTEST CORNER. KYOSHO'S HIGHLY REGARDED OIL-FILLED SHOCK ABSORBERS KEEP THE WHEELS ON THE TRACK FOR MAXIMUM TRACTION. STINGER MK II BEGINS A NEW CLASS OF RACING FUN!



- ① ULTRA-LOW PROFILE PIN-SPIKE TIRES FOR DEPENDABLE TRACTION ON ANY SURFACE.
- ② MUFFLER (INCLUDED IN KIT) GIVES GOOD SILENCING WITH LOW POWER LOSS.
- ③ ENGINE MOUNTS ACCEPT ALMOST ANY .09-.11 GLOW ENGINE.
- ④ STRONG REINFORCED DRIVE BELT IS LIGHT, RELIABLE AND EFFICIENT.
- ⑤ OVERSIZE OIL-FILLED SHOCK ABSORBER.
- ⑥ NYLON "ROLL OVER" BUMPER.
- ⑦ REAR DIFFERENTIAL FEATURES 5 BALL BEARINGS FOR LOW POWER LOSS, HIGH RELIABILITY
- ⑧ FOUR-WHEEL INDEPENDENT SUSPENSION WITH STRONG, LIGHT EX66 NYLON DOUBLE WISHBONE.
- ⑨ STRONG, LIGHT 17S ALUMINUM PAN-TYPE CHASSIS.
- ⑩ NYLON RADIO PLATE.
- ⑪ EX66 NYLON WISHBONE/PARALLEL ARM FRONT SUSPENSION.
- ⑫ STYLISH METALIZED NYLON WHEELS.

#### Required for operation/Recommended for best appearance (Not included)

● Radio control set (Two-channel) ● Engine (.09-.11) ● Fuel, battery, etc. ● Starter ● Polycolor paint ● Micron line striping tape

#### Technical data

● Length/370mm (14.6") ● Width/240mm (9.5") ● Height/110mm (4.3") ● Wheelbase/275mm (10.8") ● Ground clearance/30mm (1.2") ● Front track/200mm (7.9") ● Rear track/205mm (8")  
● Tires/(F) φ85×37mm; (R) φ85×37mm ● Total weight/1450g (3.2 lb) ● Engine/.11 Class (Not included) ● Radio/Two-channel (Not included)



### DESIGNED FROM THE GROUND UP FOR PERFORMANCE!

THE *TURBO BURNS* HAS ALL THE GREAT DESIGN FEATURES OF THE ORIGINAL SUPER-PERFORMANCE *BURNS* WITH ADDED IMPROVEMENTS RESULTING FROM EXTENSIVE RACING EXPERIENCE. SEVERAL FORMER OPTIONS ARE NOW STANDARD. THE LONG-TRAVEL SUSPENSION HAS BEEN GIVEN EVEN LONGER TRAVEL FOR BETTER HANDLING, AND SUPER-CAPACITY PRESSURE SHOCK ABSORBERS ARE NOW STANDARD. ALSO STANDARD ARE

UNIVERSAL-JOINTED SWING SHAFTS AT THE FRONT AND AN ANTI-SWAY BAR AT THE REAR. THE NEW FUEL TANK HAS A QUICK-FILL CAP THAT RESEALS WHEN RELEASED, AND THERE IS A NEW LOW-RESTRICTION MUFFLER AND MANIFOLD. THERE'S ALSO A NEW AERODYNAMIC WING. EVERYTHING ABOUT THE *BURNS* IS DESIGNED FOR TOP PERFORMANCE.

#### Required for operation (Not included)/Suggested for best appearance

- Engine (.21 Class) ● Fuel, battery, etc. ● Radio control set (Two-channel)[KYOSHO PuLsar Pro 2000 (No.2556) or PULSAR EXP 2001 (No.2555) recommended] ● Polycarbonate color paint (No.2230)
- Micronline striping tape (No.1841/2/3)

#### Technical data

- Length/440mm (16.5") ● Width/300mm (11.8") ● Height/160mm (6.3") ● Wheelbase/328mm (12.9") ● Ground clearance/45mm (1.8") ● Track (F/R)/255mm (8.9") ● Tires/(F)φ116×42mm; (R)φ116×48mm
- Total weight/3300g (7.3 lb) ● Gear ratio/12:1 ● Engine (Not included)/.21 Class ● Radio control equipment (Not included)/Two-channel ● Body/Polycarbonate (Clear)



# TURBO BURNS 4WD






## 21 ENGINE POWERED RACING BUGGY

1:8 SCALE

No.3097



- 1 STRONG, LIGHT NYLON BUMPER.
- 2 HIGH-TRACTION SPIKE PATTERN SEMI-PNEUMATIC RUBBER TIRES.
- 3 HIGH-QUALITY UNIVERSAL-JOINT SWING SHAFTS (F).
- 4 LIGHT, RIGID 3.2mm ALLOY ALUMINUM CHASSIS.
- 5 QUICK-FILL TANK.
- 6 LONG-TRAVEL WISHBONE/ARM ALL-INDEPENDENT SUSPENSION. ANTI-SWAY BAR AT REAR.
- 7 STRONG GEAR-TYPE DIFFERENTIALS FRONT & REAR FOR BEST POWER DELIVERY.
- 8 EFFECTIVE DISC BRAKE.
- 9 CENTER (TRANSFER) DIFFERENTIAL. ADJUSTABLE WITHOUT DISASSEMBLY.
- 10 NEW LARGE-VOLUME MUFFLER AND MANIFOLD (INCLUDED).
- 11 .21-CLASS ENGINE (NOT INCLUDED. ANY POPULAR BUGGY ENGINE SUITABLE.).
- 12 HIGH-EFFICIENCY SHAFT-TYPE DRIVE TRAIN. FULL SET OF 18 BALL BEARINGS.
- 13 HIGH-QUALITY! HIGH-PERFORMANCE! BIG PRESSURE OIL SHOCKS ARE INCLUDED FOR FRONT AND REAR.



ALL-INDEPENDENT SUSPENSION WITH EXTENDED WHEEL TRAVEL AND EXTRA-LARGE CAPACITY PRESSURE OIL-FILLED SHOCK ABSORBERS. WISHBONE/ARM LINKAGES ARE GRASS-REINFORCED. UNIVERSAL-JOINT SWING SHAFTS AT FRONT.

SUPER-EFFICIENT FOUR-WHEEL DRIVE SYSTEM USES SHAFTS AND THREE DIFFS. FULL SET OF BALL BEARINGS CUT FRICTION. DISC BRAKE ACTS ON ALL FOUR WHEELS. EXTRA-STRONG PARTS.

LIGHT AND RIGID ALLOY ALUMINUM CHASSIS (3.2mm). DRAG-ELIMINATING FLAT-HEAD SCREWS USED UNDERNEATH.

## BURNS DX 2WD

21 ENGINE POWERED RACING BUGGY  
1:8 SCALE No.3098



## BURNS DX 4WD

21 ENGINE POWERED RACING BUGGY  
1:8 SCALE No.3099



### BURNS DX 2WD/4WD MAYBE UPGRADED AS DESIRED.

HAS EXCELLENT CORNERING CHARACTERISTICS. VERY DURABLE AND EASY TO MAINTENANCE. LOW COST BASIC MACHINE WITH TOP CLASS RACING SPECS. DOUBLE WISHBONE SUSPENSION UTILIZING PRESSURE DAMPERS FOR SUPERIOR SHOCK ABSORBING EFFICIENCY CHASSIS IS FLAT PAN TYPE. SIMPLY BY ADDING CENTER DIFF. & SWING SHAFTS, 2WD DX BE CONVERTED TO BURNS DX 4WD. OPTIONAL PARTS SUCH AS LONG WHEEL BASE MAIN CHASSIS & LONG SUS. ARMS ALSO AVAILABLE. FOR CONVERSION TO WORK SPEC TURBO BURNS 4WD, BURNS DX CAN BE UPGRADED AS DESIRED. RECOMMENDED FOR 1/8 BUGGY BEGINNERS.





- ① FRONT BUMPER PROTECT CHASSIS.
- ② LOWPRO PIN SPIKE TIRES.
- ③ DOUBLE WISHBONE FRONT SUSPENSION.
- ④ DURALUMIN FLAT PAN TYPE CHASSIS.
- ⑤ EXCLUSIVE MUFFLER.
- ⑥ ACCEPTS ALL BRAND 21 CLASS ENGINE.
- ⑦ MANI FOLD.
- ⑧ DOUBLE WISHBONE REAR SUSPENSION.
- ⑨ 4 PRESSURE DAMPERS ABSORB ROUGH TERRAIN.
- ⑩ SEALED GEAR BOX WITH DIFF GEARS.
- ⑪ STANDARD EQUIPPED DISK BRAKES.
- ⑫ 3 DIFF SHAFT DRIVE TYPE 4WD.(4WD)
- ⑬ REAR CENTER SHAFT.
- ⑭ FRONT GEAR BOX WITH DIFF GEARS.(4WD)

#### Required for operation (Not included)/Suggested for best appearance

- Engine (.21 Class)
- Fuel, battery, etc.
- Radio control set (Two-channel)
- Polycarbonate color paint
- Micronline striping tape


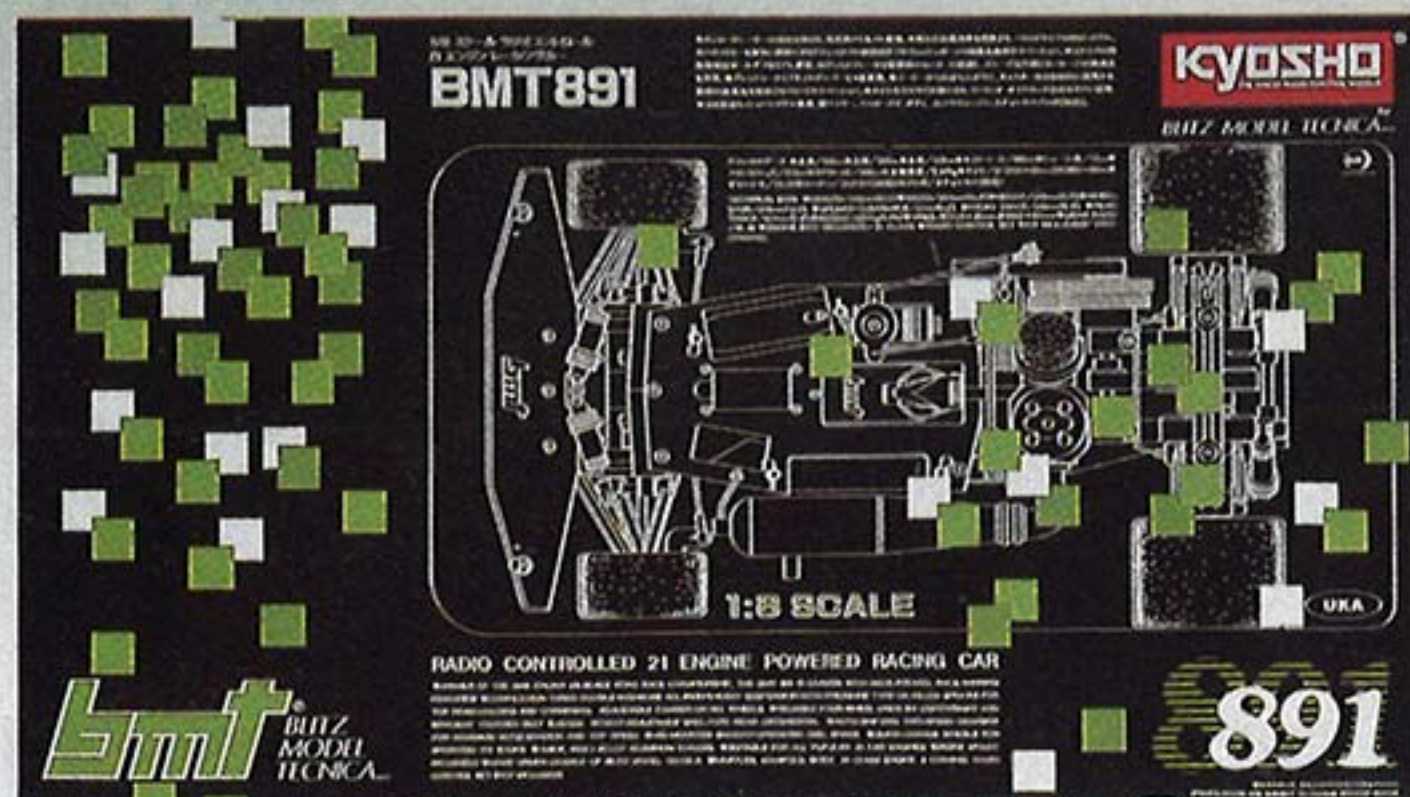
#### Technical data

- Length/420mm (16.5")
- Width/300mm (11.8")
- Height/160mm (6.3")
- Ground clearance/40mm (1.5")
- Wheelbase/320mm (12.5")
- Total weight/3000g (6.6 lb) [2WD]/3200g (7.0 lb) [4WD]
- Gear ratio/10:1
- Track (F/R)/250mm (9.8")
- Tires (F/R)/φ115×50mm
- Engine (Not included)/21 Class
- Radio control equipment (Not included)/2-Channel
- Body/Polycarbonate (Clear)



### **BMT891 THE WORLD CHAMPION!**

THE BMT BEAT THE WORLD'S BEST AT THE IFMAR 1989 WORLD ON-ROAD WORLD CHAMPIONSHIPS IN HOLLAND! AND FIVE OF THE TOP TEN WERE BMTs! THE WINNING PERFORMANCE COMES FROM EXCELLENT BASIC DESIGN WITH FULL ADJUSTABILITY. OPTIMIZED FRONT AND REAR INDEPENDENT SUSPENSION. BALL-TYPE DIFF ADJUSTABLE WITHOUT DISASSEMBLY. LIGHT, EFFICIENT BELT DRIVE TO ALL FOUR WHEELS. STIFF DOUBLE-DECKER CHASSIS. EVEN THE STOCK KIT IS COMPETITIVE!



### THE 1989 IFMAR 1/8-SCALE ON-ROAD WORLD CHAMPION!

THE WORLD CHAMPION BMT-891 IS AVAILABLE FOR THE COMPETITOR WHO WANTS THE BEST! FIVE OF THE FIRST TEN FINISHERS WERE BMT'S! THE FEATURES TELL THE STORY. STRONG, RIGID ALLOY ALUMINUM DOUBLE-DECKER CHASSIS. ALL-INDEPENDENT DOUBLE-WISHBONE SUSPENSION GEOMETRY WORKED OUT WITH THE CARE USED FOR A FULL-SIZE MACHINE. PREMIUM-PERFORMANCE PRESSURE-TYPE OIL-FILLED SHOCK ABSORBERS

THAT KEEP DOING THEIR JOB THROUGH THE RACE. FOUR-WHEEL DRIVE SYSTEM BASED ON STRONG, LIGHT TOOTHED BELTS, WITH A BALL-TYPE DIFFERENTIAL AT THE REAR AND TWIN ONE-WAY BALL CLUTCHES FOR DIFF ACTION AT THE FRONT. QUICK-CHANGE REAR HUB. POWERFUL DISC BRAKE. PERFECT BALANCE. AND MUCH MORE.

#### Required for operation (Not included)/Suggested for best appearance

●Engine (.21 Class) ●Fuel, battery, Starter etc. ●Body ●Radio control set (Two-channel) [KYOSHO PULSAR PRO 2000 (No.2556) or PULSAR EXP 2001 (No.2555) recommended] ●Polycarbonate color paint (No.2230) ●Microline striping tape (No.1841/2/3)

#### Technical data

●Length/435mm (17.1") ●Width/264mm (10.4") ●Height/128mm (5.0") ●Wheelbase/305mm (12.0") ●Ground clearance/12mm (0.5") ●Front track/215mm (8.5") ●Rear track/200mm (7.9") ●Tires/(F)φ72×35mm; (R)φ80×60mm ●Weight/2530g (5.6 lb) ●Gear ratio/16:19 ●Engine (Not included)/.21 Class ●Radio control set (Not included)/Two-channel

# BMT 891




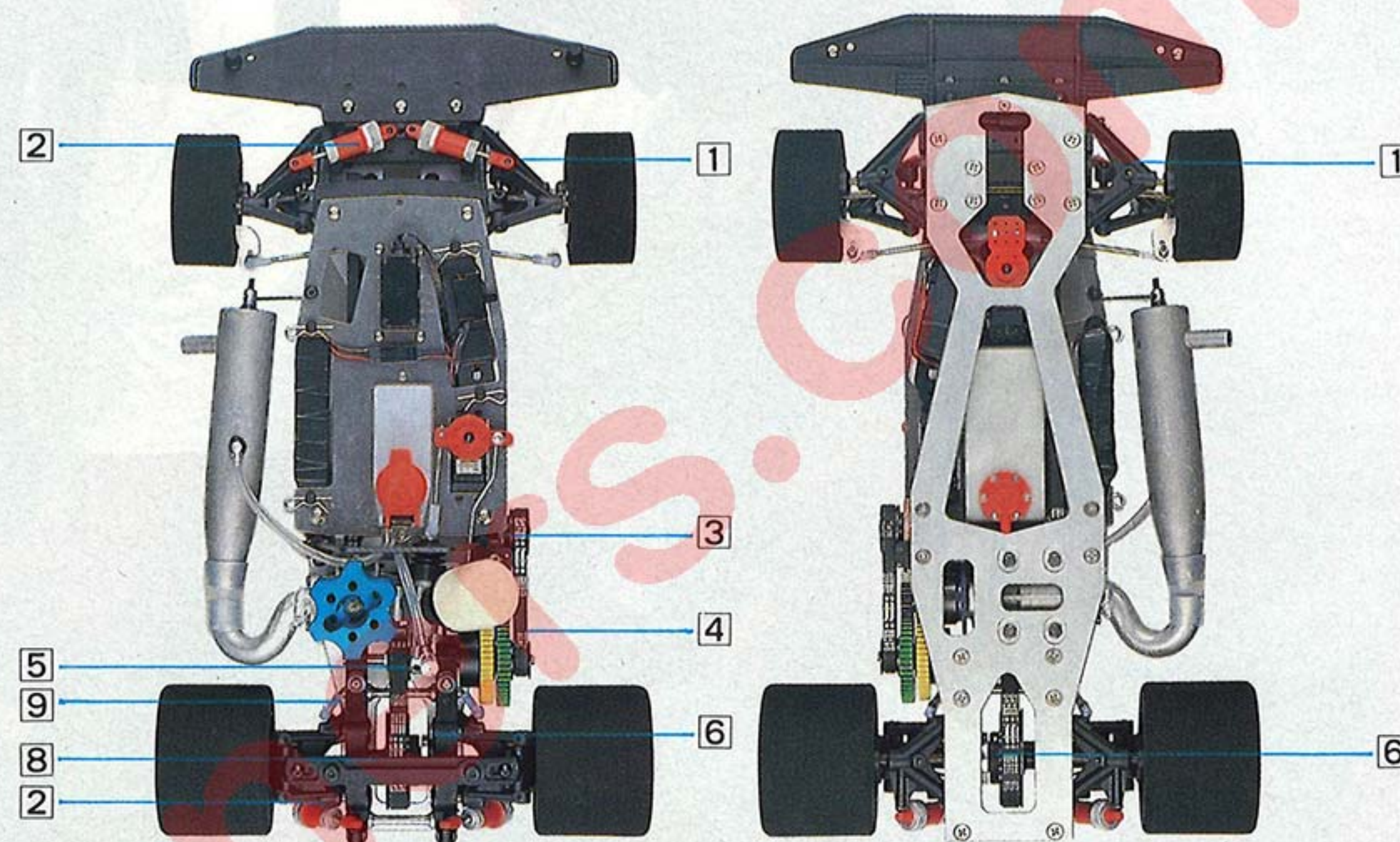
## 21 ENGINE POWERED RACING CAR

1:8 SCALE

No.3122





- ① DOUBLE-WISHBONE FRONT SUSPENSION. STRONG GLASS-REINFORCED PARTS.
- ② HIGH-PERFORMANCE PRESSURE-TYPE OIL-FILLED SHOCK ABSORBERS. RETAIN EFFECTIVENESS THROUGHOUT THE RACE.
- ③ POWERFUL DISC BRAKE. CENTER POSITION FOR MAXIMUM EFFECT. SIMPLE, RELIABLE LINKAGE.
- ④ AUTOMATIC TWO-SPEED TRANSMISSION. FACTORY ASSEMBLED AND ADJUSTED.
- ⑤ EFFICIENT, LIGHTWEIGHT TOOTHED-BELT 4WD DRIVE SYSTEM.
- ⑥ FACTORY-ASSEMBLED BALL-TYPE REAR DIFFERENTIAL. ADJUSTABLE WITHOUT DISASSEMBLY.
- ⑦ QUICK-CHANGE REAR HUBS.
- ⑧ DOUBLE-WISHBONE REAR SUSPENSION. GLASS-REINFORCED PARTS. WING PRESSES DIRECTLY ONTO SUSPENSION FOR MAXIMUM EFFECT.
- ⑨ ANTI-ROLL BARS FRONT AND REAR.
- ⑩ KIT INCLUDES FULL SET OF 18 BALL BEARINGS TO CUT FRICTION.




HIGH-PERFORMANCE SUSPENSION GEOMETRY. DOUBLE WISHBONES FRONT/REAR WITH NON-FADE OIL-FILLED SHOCK ABSORBERS. STRONG GLASS-REINFORCED COMPONENTS. BALL-TYPE REAR DIFFERENTIAL. ONE-WAY BALL CLUTCHES AT FRONT. ADJUSTABLE REAR CAMBER.

OPTIMUM LAYOUT FOR BALANCE AND DRIVE SYSTEM. REAR WING ACTS DIRECTLY ON REAR SUSPENSION SO SPRING ACTION IS UNAFFECTED.



EFFICIENT 4WD DRIVE SYSTEM BY TOOTHED BELTS. AUTOMATIC TWO-SPEED TRANSMISSION. BALL-TYPE DIFFERENTIAL ADJUSTABLE WITHOUT DISASSEMBLY.

EASY-FILL FUEL TANK. RIGID DOUBLE-DECK ALLOY ALUMINUM CHASSIS.



# SPECIAL PARTS



# SPECIAL PARTS

## SPECIAL PARTS FOR RADIO CONTROLLED MODELS



No.W-0106 ADJUSTABLE ONE-WAY CLUTCH



No.W-0107 BALL DIFFERENTIAL (FRONT)



No.W-0108 BALL DIFFERENTIAL (REAR)



No.W-0109 BALL DIFFERENTIAL



No.W-0110 SPECIAL COUNTER GEAR




No.W-0111 SPECIAL PINION



HARD PINION



No.OT-76 HARD FINAL PINION



TORQUE-LIMITING CLUTCH



No.RK-31 ADJUSTABLE ONE-WAY CLUTCH

No.W-5085 (15T) No.W-5091 (21T)  
No.W-5086 (16T) No.W-5092 (22T)  
No.W-5087 (17T) No.W-5093 (23T)  
No.W-5088 (18T) No.W-5094 (24T)  
No.W-5089 (19T) No.W-5095 (25T)  
No.W-5090 (20T)

No.W-5042 (12T) No.W-5046 (16T)  
No.W-5044 (14T) No.W-5048 (18T)



No.PI-15 BALL BEARING SET  
( $\phi 8 \times \phi 12$ )



No.1901 BALL BEARING SET  
( $\phi 5 \times \phi 10$ )



No.1902 BALL BEARING SET  
( $\phi 5 \times \phi 8$ )



No.1903 BALL BEARING SET  
( $\phi 4 \times \phi 8$ )




No.1911 BALL BEARING SET  
( $\phi 8 \times \phi 14$ )



No.1972 BALL BEARING SET




No.OTW-1 ANTI-SWAY BAR SET



No.UM-29 ANTI-SWAY BAR SET



No.RK-30 ANTI-SWAY BAR SET



No.OTW-2 SPECIAL SHOCK MOUNT

# SPECIAL PARTS

## SPECIAL PARTS FOR RADIO CONTROLLED MODELS



No.UM-26 SPECIAL SHOCK MOUNT

No.W-5001 PRESSURE OIL-FILLED SHOCK (S) (X2)



No.W-5002 PRESSURE OIL-FILLED SHOCK (L) (X2)

No.W-5003 ADJUSTABLE SHOCK (S) (X2)



No.W-5004 ADJUSTABLE SHOCK (L) (X2)




No.W-1001 CARBON/EPOXY PLATE 1.7



No.W-5005 QUICK ADJUST LINKAGE SET




No.W-5061 UNIVERSAL-JOINTED SWING SHAFT




No.OT-65 WING MOUNT SET




No.OTW-10 UNI CRANK SERVO SAVER



No.UM-28 MOTOR GUARD



No.LM-15 MOTOR COOLING PLATE



No.OTW-4 LONG WHEELBASE CONVERSION KIT


- ① No.OTW-5 MAIN CHASSIS
- ② No.OTW-6 UPPER PLATE
- ③ No.OTW-7 BELT (254T)
- ④ No.OTW-8 BELT COVER
- ⑤ No.OTW-9 BODY MOUNTING PARTS
- ⑥ No.OT-120 SERVO-SAVER SHAFT SET




No.1815 ROTARY SPEED CONTROLLER



No.1818 8.4V CONNECTOR WIRES FOR ROTARY SPEED CONTROLLER



No.1990 REGULATOR (8.4V)



No.1816 RESISTOR SET






No.1819 15W RESISTOR SET




No.EF-103 SILICONE-INSULATED WIRE




No.1883 TEFLON HOBBY OIL, FRONTIER



No.1945 OIL SPRAY



No.1951 SHOCK OIL SET



No.1952 DIFFERENTIAL OIL



No.1953 SILICONE OIL (S)  
No.1954 SILICONE OIL (M)  
No.1955 SILICONE OIL (H)



No.1956 SILICONE OIL (SUPER HARD)



No.1753 NUMBER DECALS




No.1863 SPONSOR STICKERS



No.1861B CAR STICKERS



No.W-5021 LARGE DIAMETER WHEEL



No.W-5022 NARROW WHEEL



No.W-5023 LARGE DIAMETER WHEEL



No.W-5024 NARROW WHEEL



No.RM-14 WHEEL (FRONT)




No.RM-15 WHEEL



No.OT-67 WHEEL (LOW-PROFILE TIRE)



No.OT-90 WHEEL



No.RK-2 WHEEL

# SPECIAL PARTS

## SPECIAL PARTS FOR RADIO CONTROLLED MODELS



No.RD-13 WHEEL SET (FRONT•REAR)



No.MA-17 WHEEL SET (FRONT•REAR)



No.FD-2 WHEEL SET (FRONT•REAR)



No.SB-4 WHEEL SET (2PCS.)



No.UM-39 WHEEL SET (FRONT)



No.OT-121 NARROW WHEEL (2PCS.)



No.1875 FRONT TIRE A



No.W-5071 FRONT TIRE M-S

(BLOCK PATTERN: SOFT COMPOUND)



No.W-5072 FRONT TIRE M-H

(BLOCK PATTERN: HARD COMPOUND)



No.W-5073 FRONT TIRE S-S (PIN SPIKE: SOFT COMPOUND)



No.W-5074 FRONT TIRE S-H (PIN SPIKE: HARD COMPOUND)



No.W-5075 NARROW TIRE SS-M (LOW-HEIGHT, PIN SPIKE)



No.W-5076 NARROW TIRE MH-M (GENERAL PURPOSE SPIKE)



No.W-5077 LOW-PROFILE TIRE SS-M (LOW-HEIGHT PIN SPIKE)



No.W-5078 LOW-PROFILE MH-M (GENERAL PROPOSE SPIKE)



No.W-5031 LOW PROFILE TIRE, HIGH-GRIP TYPE



No.W-5032 LOW PROFILE TIRE GENERAL PURPOSE TYPE



No.W-5033 NARROW TIRE (PIN TIRE)



No.W-5034 NARROW TIRE (FOR HARD SURFACE)



No.OT-66 LOW-PROFILE TIRE (PIN TYPE)



No.RK-15 LOW-PROFILE TIRE (SQUARE TYPE)



No.1873 RUBBER TIRE A



No.1874 RUBBER TIRE B



No.1871 SPONGE TIRE A



No.1872 SPONGE TIRE B LOW-PROFILE



①




②



④



③



⑤



⑥



No.3190 RACEWAY KIT

① STARTING LINE BANNER BOARD

② FENCE SECTIONS; 1200mm/10pc

900mm/20pc

600mm/10pc

③ CHECKERED FLAGS/2pc

④ KYOSHO FLAGS; RED/10pc

WHITE/10pc

⑤ SUPPORT POLES; LONG/2pc

SHORT/50pc

⑥ JUMP/1pc



No.3199 STARTER SIGNAL




No.1977 BALL BEARING SET (FOR GP MOTORCYCLES)



No.GPW-1 FRONT OIL-FILLED SHOCK (FOR GP MOTORCYCLES)



No.GPW-2 REAR OIL-FILLED SHOCK (FOR GP MOTORCYCLES)



No.GPW-3 REINFORCED PINION SET (FOR GP MOTORCYCLES)



No.GPW-7 LIGHTWEIGHT FLYWHEEL (FOR GP MOTORCYCLES)



No.GPW-4 '87 HRC WORKS DECALS (FOR GP MOTORCYCLES)

# SPECIAL PARTS

## SPECIAL PARTS FOR RADIO CONTROLLED MODELS



No.GPW-8 '88 AN TEAM BLUE  
FOX DECALS



No.GP-25 YAMAHA WORKS  
DECALS

No.GPW-5 ROTHMAN'S COLOR  
PAINT SET  
No.GPW-6 MARLBORO COLOR  
PAINT SET



No.GPW-9 PEPSI COLOR PAINT  
SET



No.1978 BALL BEARING SET




No.FRW-1 REINFORCED PINION  
SET


No.FRW-2 CAMEL COLOR PAINT  
SET  
No.FRW-3 MARLBORO COLOR  
PAINT SET




No.FRW-4 WILLIAMS COLOR  
PAINT SET



No.1975 BALL BEARING SET (FOR  
BAJA BAGS)



No.DEW-1 ALUMINUM WHEEL  
SET



No.DEW-2 SPONGE TIRE SET



No.DEW-3 SPECIAL SHOCK  
MOUNT



No.DEW-4 SOFT SPRING SET



FOR JAPANESE MARKET ONLY



FOR JAPANESE MARKET ONLY



FOR JAPANESE MARKET ONLY



FOR JAPANESE MARKET ONLY

# SPECIAL PARTS

## SPECIAL PARTS FOR RADIO CONTROLLED MODELS



# SPECIAL PARTS

No.	NAME	AVAILABLE MODEL															
		Raider	Raider ARR	Super Bomb	Raider Turbo	Maxx-um FF	Ultima Pro	Aero Streak	Shadow	Lazer ZX	Optima Cust	Optima Spec	Turbo Rocky	Double Dare	Big Boss	Hi Rider	Big Brute
W-0106	ADJUSTABLE ONE-WAY CLUTCH										●	●					
W-0107	BALL DIFFERENTIAL (FRONT)										●	●					
W-0108	BALL DIFFERENTIAL (REAR)										●	●					
W-0109	BALL DIFFERENTIAL					●	○										
W-0110	SPECIAL COUNTER GEAR					◆	○										
W-0111	SPECIAL PINION					●	●										
W-5085	HARD PINION (15T)					W-0110	●		●	●	●						
W-5086	HARD PINION (16T)					W-0110	●		●	●	●						
W-5087	HARD PINION (17T)					W-0110	●		●	●	●						
W-5088	HARD PINION (18T)					W-0110	●		●	●	●						
W-5089	HARD PINION (19T)					W-0110	●		●	●	●						
W-5090	HARD PINION (20T)					W-0110	●		●	●	●						
W-5091	HARD PINION (21T)					W-0110	●		●	●	●						
W-5092	HARD PINION (22T)					W-0110	●		●	●	●						
W-5093	HARD PINION (23T)					W-0110	●		●	●	●						
W-5094	HARD PINION (24T)					W-0110	●		●	●	●						
W-5095	HARD PINION (25T)					W-0110	●		●	●	●						
OT-76	HARD FINAL PINION					●	●			●							
W-5042	TORQUE-LIMITING CLUTCH (12T)	●	●	●	●		●					●					
W-5044	TORQUE-LIMITING CLUTCH (14T)	●	●	●	●		●					●					
W-5046	TORQUE-LIMITING CLUTCH (16T)	●	●	●	●		●					●					
W-5048	TORQUE-LIMITING CLUTCH (18T)						●										
RK-31	ADJUSTABLE ONE-WAY CLUTCH											●					
PI-15	BALL BEARING SET (φ8×φ12)												●	●	●	●	
1901	BALL BEARING SET (φ5×φ10)	●	●	●	●	●	○	●	●	○	●	○	○	●	●	●	●
1902	BALL BEARING SET (φ5×φ8)										●						
1903	BALL BEARING SET (φ4×φ8)	●	●	●	●	●	○	●	●		●	○	●	●	●	●	●
1911	BALL BEARING SET (φ8×φ14)					●	○	●	●	○	○	○					
1972	BALL BEARING SET											●					
OTW-1	ANTI-SWAY BAR SET										●	●					
UM-29	ANTI-SWAY BAR SET						○										
RK-30	ANTI-SWAY BAR SET											○					
OTW-2	SPECIAL SHOCK MOUNT										○	○					
UM-26	SPECIAL SHOCK MOUNT						○										
W-5001	PRESSURE OIL-FILLED SHOCK (S) (X2)	●	●	●	○	●	○	●	●	○	●	○					
W-5002	PRESSURE OIL-FILLED SHOCK (L) (X2)	●	●	●	○	●	○	●	●	○	●	○		●	●	●	●

MARKS: ● = Available (Not included). ○ = Included in kit. ▲ = Available under necessary processing. ◆ = Use them with hard pinion gear (W-5085~W-5095) W-0110 = Use recommended part with the No. indicated.  
 ■ = Use them with wheel of low profile tire (W-5021, W-5023, RM-15, OT-67, OT-90, RK-2, MA-17, FD-2, SB-4). □ = Use them with wheel set (RD-13). △ = Use them with narrow wheel set (W-5022, W-5024, OT-121).

Note: Please check the part No., part name and contents of each part and then specify them when you buy your required part at model shop.

# SPECIAL PARTS

## SPECIAL PARTS FOR RADIO CONTROLLED MODELS

# SPECIAL PARTS

No.	NAME	AVAILABLE MODEL															
		Raider	Raider ARR	Super Bomb	Raider Turbo	Maxx-um FF	Ultima Pro	Aero Streak	Shadow	Lazer ZX	Optima Cust	Optima Spec	Turbo Rocky	Double Dare	Big Boss	Hi Rider	Big Brute
W-5003	ADJUSTABLE SHOCK (S) (×2)	●	●	●	●	●	●	●	●	●	●	○					
W-5004	ADJUSTABLE SHOCK (L) (×2)	●	●	●	●	●	●	●	●	●	●	○	●	●	●	●	●
W-1001	CARBON/EPOXY PLATE 1.7					▲	▲			▲	▲	▲					
W-5005	QUICK ADJUST LINKAGE SET					●	○			●	○	●					
W-5061	UNIVERSAL-JOINTED SWING SHAFT					●	●			○	●	○					
W-5062	UNIVERSAL-JOINTED SWING SHAFT	●	●	●	●			●	●			●					
OT-65	WING MOUNT SET						○										
OTW-10	UNI CRANK SERVO SAVER						●			●	●	●					
UM-28	MOTOR GUARD						○										
LM-15	MOTOR COOLING PLATE	●	●	●	●	●	●	●	●	●	●	●	●	●	●	●	●
OTW-4	LONG WHEELBASE CONVERSION KIT										●	●					
OTW-5	MAIN CHASSIS										●	●					
OTW-6	UPPER PLATE										○	○					
OTW-7	BELT (254T)										○	○					
OTW-8	BELT COVER										○	○					
OTW-9	BODY MOUNTING PARTS										○	○					
OT-120	SERVO-SAVER SHAFT SET										○	○					
1815	ROTARY SPEED CONTROLLER	●	●	●	○	○		○	▲		○		▲	○	○	○	●
1818	8.4V CONNECTOR WIRES FOR ROTARY SPEED CONTROLLER										●		▲				
1990	REGULATOR (8.4V)										●		●				
1816	RESISTOR SET	▲	▲	▲	▲								▲	●	●	●	▲
1819	15W RESISTOR SET	▲	▲	▲	▲	○					○		○	○	○	○	△
EF-103	SILICONE-INSULATED WIRE	▲	▲	▲	▲	▲	▲	▲	▲	▲	▲	▲	▲	▲	▲	▲	▲
1883	TEFLON HOBBY OIL, FRONTIER	●	●	●	●	●	●	●	●	●	●	●	●	●	●	●	●
1945	OIL SPRAY	●	●	●	●	●	●	●	●	●	●	●	●	●	●	●	●
1951	SHOCK OIL SET	●	●	●	●	●	●	●	●	●	●	●	●	●	●	●	●
1952	DIFFERENTIAL OIL	●	●	●	●	●	●	●	●	●	●	●	●	●	●	●	●
1953(S)	SILICONE OIL (S)				●	●	●	●	●	●	●	●	●				
1954(M)	SILICONE OIL (M)				●	●	●	●	●	●	●	●	●				
1955(H)	SILICONE OIL (H)				●	●	●	●	●	●	●	●	●				
1956	SILICONE OIL (SUPER HARD)				●	●	●	●	●	●	●	●	●				
1753	NUMBER DECALS	●	●	●	●	●	●	●	●	●	●	●	●	●	●	●	●
1863	SPONSOR STICKERS	●	●	●	●	●	●	●	●	●	●	●	●	●	●	●	●
1861B	CAR STICKERS	●	●	●	●	●	●	●	●	●	●	●	●	●	●	●	●
W-5021	LARGE DIAMETER WHEEL	●	●	●	●	●	●	●	●	●	●	●	●				
W-5022	NARROW WHEEL (CHROME PLATED)					●		●	●	●	●	●	●				

MARKS: ●=Available (Not included). ○=Included in kit. ▲=Available under necessary processing. ◆Use them with hard pinion gear (W-5085~W-5095) W-0110=Use recommended part with the No. indicated.  
 ■=Use them with wheel of low profile tire (W-5021, W-5023, RM-15, OT-67, OT-90, RK-2, MA-17, FD-2, SB-4). □=Use them with wheel set (RD-13). △=Use them with narrow wheel set (W-5022, W-5024, OT-121).  
 Note: Please check the part No., part name and contents of each part and then specify them when you buy your required part at model shop.



# SPECIAL PARTS


No.	NAME	AVAILABLE MODEL															
		Raider	Raider ARR	Super Bomb	Raider Turbo	Maxx-um FF	Ultima Pro	Aero Streak	Shadow	Lazer ZX	Optima Cust	Optima Spec	Turbo Rocky	Double Dare	Big Boss	Hi Rider	Big Brute
W-5023	LARGE DIAMETER WHEEL (YELLOW)	●	●	●	●	●	●	●	●	●	●	●	●	●	●	●	●
W-5024	NARROW WHEEL (YELLOW)					●		●	●	●	●	●					
RM-14	WHEEL (FRONT)																
RM-15	WHEEL	●	●	●	●	●	●	●	●	●	●	●	●	●	●	●	●
OT-67	WHEEL (LOW-PROFILE TIRE)	●	●	●	●	●	●	●	●	●	●	●	●	●	●	●	●
OT-90	WHEEL	●	●	●	●	●	●	●	●	●	●	●	●	●	●	●	●
RK-2	WHEEL	●	●	●	●	●	●	●	●	●	●	●	○				
RD-13	WHEEL SET (FRONT•REAR)	●	●	●	●												
MA-17	WHEEL SET (FRONT•REAR)	●	●	●	●	○	○	●	●	○	○	○	●				
FD-2	WHEEL SET (FRONT•REAR)	●	●	●	●	●	●	●	●	●	●	●	●				
SB-4	WHEEL SET (2PCS.)	●	●	●	●	●	●	○	○	●	●	●	●				
UM-39	WHEEL SET (FRONT)	●	●	●	●		○										
OT-121	NARROW WHEEL (2PCS.)					●		●	●	○	○	○	●				
1875	FRONT TIRE A	○	○	○	○	●											
W-5071	FRONT TIRE M-S (BLOCK PATTERN: SOFT COMPOUND)	●	●	●	●	●											
W-5072	FRONT TIRE M-H (BLOCK PATTERN: HARD COMPOUND)	●	●	●	●	●											
W-5073	FRONT TIRE S-S (PIN SPIKE: SOFT COMPOUND)	●	●	●	●	●											
W-5074	FRONT TIRE S-H (PIN SPIKE: HARD COMPOUND)	●	●	●	●		○										
W-5075	NARROW TIRE SS-M (LOW-HEIGHT, PIN SPIKE)					△		△	△	●	●	●	△				
W-5076	NARROW TIRE MH-M (GENERAL PURPOSE SPIKE)					△		△	△	●	●	●	△				
W-5077	LOW-PROFILE TIRE SS-M (LOW-HEIGHT PIN SPIKE)	■	■	■	■	●	●	●	●	●	●	●	●				
W-5078	LOW-PROFILE MH-M (GENERAL PROPOSE SPIKE)	■	■	■	■	●	●	●	●	●	●	●	●				
W-5031	LOW PROFILE TIRE, HIGH-GRIP TYPE	■	■	■	■	●	●	●	●	●	●	●	●				
W-5032	LOW PROFILE TIRE GENERAL PURPOSE TYPE	■	■	■	■	●	●	●	●	●	●	●	●				
W-5033	NARROW TIRE (PIN TIRE)					△		△	△	●	●	●	△				
W-5034	NARROW TIRE (FOR HARD SURFACE)					△		△	△	●	●	●	△				
OT-66	LOW-PROFILE TIRE (PIN TYPE)	■	■	■	■	○	○	●	●	○	○	○	●				
* RK-15	LOW-PROFILE TIRE (SQUARE TYPE)	■	■	■	■	●	●	●	●	●	●	○					
1873	RUBBER TIRE A	●	●	●	●		□	□	□		□	□	□				
1874	RUBBER TIRE B	●	●	●	●		□	□	□		□	□	□				
1871	SPONGE TIRE A					●	●	●	●	●	●	●	●				
1872	SPONGE TIRE B LOW-PROFILE	●	●	●	●												

MARKS: ●=Available (Not included). ○=Included in kit. ▲=Available under necessary processing. ◆Use them with hard pinion gear (W-5085~W-5095) W-0110=Use recommended part with the No. indicated.  
 ■=Use them with wheel of low profile tire (W-5021, W-5023, RM-15, OT-67, OT-90, RK-2, MA-17, FD-2, SB-4). □=Use them with wheel set (RD-13). △=Use them with narrow wheel set (W-5022, W-5024, OT-121).  
 Note: Please check the part No., part name and contents of each part and then specify them when you buy your required part at model phop.





## SUPER NiCd FAST-CHARGE BATTERIES



KYOSHO NICKEL-CADMIUM (NiCd) BATTERY PACKS ARE DESIGNED SPECIFICALLY TO DELIVER THE HIGH OUTPUT CURRENTS REQUIRED FOR MODEL MOTORS. THEY CAN ALL BE RECHARGED IN ABOUT 15 MINUTES USING AN APPROPRIATE KYOSHO CHARGER. NiCd BATTERIES CAN BE RECHARGED UP TO 500 TIMES UNDER GOOD CONDITIONS.

### ●7.2V SPRINT BATTERY [7.2V-1200mAh] No.2310



SPECIAL LOW-IMPEDANCE DESIGN CELLS FOR MINIMUM VOLTAGE DROP, MAXIMUM CURRENT AND POWER. THE BEST CHOICE FOR FAST SPRINT RACES. CAN BE FAST CHARGED. SILICONE RUBBER INSULATION. SPARE CONNECTOR INCLUDED. THE PREMIUM POWER SOURCE!

### ●7.2V POWER BATTERY [7.2V-1200mAh] No.2306



FOR ALL SPORTS APPLICATIONS REQUIRING 7.2V POWER. (USE SPRINT SCR OP RACING TYPE FOR COMPETITION.) FOR CARS, BOATS & SPORTS ELECTRIC AIRCRAFT.

### ●7.2V-1700mAh SPEED NiCd BATTERY No.2330E



SPECIAL CELLS WITH LOW INTERNAL RESISTANCE FOR MAXIMUM CURRENT OUTPUT AND POWER. HIGH 1700mAh CAPACITY FOR 8-MINUTE ROAD RACES SILICONE INSULATED LEADS. SPARE MATCHING CONNECTOR INCLUDED.

### ●7.2V-1200mAh SPORTS BATTERY No.2361



FOR "SPORTS" APPLICATIONS, WITH MODERATE CURRENT REQUIREMENTS, SUCH AS BOATS AND NON-RACING CARS. GOOD POWER WITH ECONOMY. (FOR MAXIMUM CURRENT AND POWER, USE #2310.) SPARE MATCHING CONNECTOR INCLUDED.



●7.2V-1200mAh SPRINT SCR SADDLE PACK NiCd BATTERY No.2331



SPECIAL CELLS WITH LOW INTERNAL RESISTANCE FOR MAXIMUM CURRENT OUTPUT AND POWER "SADDLE PACK" TWIN CASES FOR LOWEST POSSIBLE MOUNTING AND CG. PROTECTIVE PLASTIC CASES PREVENT SHORT CIRCUITING, ALLOW COOLING. SILICONE INSULATED LEADS SPARE MATCHING CONNECTOR INCLUDED.

●7.2V-1700mAh SCE SADDLE PACK NiCd BATTERY No.2320



SPECIAL CELLS WITH LOW INTERNAL RESISTANCE FOR MAXIMUM CURRENT OUTPUT AND POWER. HIGH 1700mAh CAPACITY FOR 8-MINUTE ROAD RACES. "SADDLE PACK" STYLE FOR LOWEST POSSIBLE CG. PROTECTIVE PLASTIC CASES PREVENT SHORT CIRCUITING, ALLOW COOLING. SILICONE INSULATED LEADS. SPARE MATCHING CONNECTOR INCLUDED.

●GP7.2V-600mAh No.2313



HIGH-CAPACITY NiCd BATTERY FOR EXTENDED RUNNING WITH GRAND PRIX MOTOR CYCLES (TYPICALLY 15 MINUTES). QUICK CHARGEABLE WITH No.2325 DC QUICK CHARGER. SPARE CONNECTOR INCLUDED. HIGH-QUALITY NiCd CELLS.

●7.2V-600mAh NiCd BATTERY No.2314



FOR ELECTRIC AIRCRAFT MODELS USING A 7.2V-600mAh NiCd PACK. WITH ONE OR TWO EXTRA PACKS, NEARLY-CONSTANT FLYING IS POSSIBLE. WITH SILICONE INSULATED LEADS AND SPARE MATCHING CONNECTOR.

●7.2V-270mAh No.2312



FOR BAJA BUGS, MINI STOCKERS, GP RACING MOTORCYCLES, ETC. QUICK CHARGEABLE WITH No.2332 DC QUICK CHARGER. WITH ONE OR TWO SPARES, A MODEL CAN BE RUN ALMOST NON-STOP. HIGH-QUALITY NiCd CELLS. SPARE CONNECTOR INCLUDED.

●7.2V-270mAh SQUARE PACK No.2315



FOR F-1 RACERS. QUICK CHARGEABLE WITH No.2332 DC QUICK CHARGER. WITH ONE OR TWO SPARES, ALMOST NON-STOP RACING IS POSSIBLE. HIGH-QUALITY NiCd CELLS. SPARE CONNECTOR INCLUDED.

●8.4V POWER BATTERY (8.4V-1200mAh) No.2307



EXCELLENT GENERAL PURPOSE 8.4V NiCd POWER SOURCE. LONG LIFE, HIGH POWER FOR ALL SPORTS APPLICATIONS.

●8.4V FLIGHT POWER BATTERY No.2318



FOR "SUPERCHARGED" PERFORMANCE IN ELECTRIC MODEL AIRCRAFT THAT USE 7.2V-1200mAh NiCd BATTERY. ALSO FOR ANY APPLICATION REQUIRING VERY HIGH CURRENT FROM BATTERY. SPECIAL SCE LOW-IMPEDANCE NiCd CELLS FOR HIGH CURRENT DELIVERY.

●6V-450mAh NiCd BATTERY No.2205




FOR USE AS EXTRA POWER SUPPLY FOR ELECTRIC AIRCRAFT MODELS USING 6V-450mAh NiCd PACKS. WITH ONE OR TWO PACKS. ALL-DAY NEARLY-CONSTANT FLYING IS POSSIBLE.

# BATTERY CHARGERS

## DC CHARGERS


THESE CHARGERS ARE ALL DESIGNED TO RECHARGE QUICK-CHARGE NiCd BATTERY PACKS IN 15 MINUTES (FULLY DISCHARGED PACK; LESS IF PARTIALLY CHARGED) USING A STANDARD 12V CAR BATTERY AS POWER SOURCE. ALL USE A RELIABLE TIMER TO SHUT OFF CHARGING CURRENT AFTER THE REQUIRED TIME. SUPPLIED CONNECTORS ARE FOR KYOSHO NiCd BATTERY PACKS, BUT ANY FAST-CHARGE NiCd PACK CAN BE RECHARGED USING A SUITABLE CONNECTOR. THREE CHARGERS ARE FOR SPECIFIC TYPES OF NiCd PACKS (VOLTAGE AND CAPACITY).



● AC QUICK CHARGER (7.2V-1200mAh)  
No.2232B TYPE: RC3  
INPUT: 230V~50Hz




● AC QUICK CHARGER 7.2V-270mAh)  
No.2342B TYPE:RC2  
INPUT: 220V~50Hz




●DC POWER QUICK CHARGER  
[8.4V-1200mAh] No.2327

FACTORY PRE-SET CHARGING CURRENT. JUST SET THE REQUIRED CHARGING TIME (0 TO 15 MIN) AND CHARGER SWITCHES OFF AT END.



●DC POWER QUICK CHARGER  
[7.2V-1200mAh] No.2326

FOR FAST CHARGING ALL FAST-RECHARGEABLE 7.2V-1200mAh NiCd BATTERY PACKS, SUCH AS POWER BATTERIES.



●DC QUICK CHARGER  
[7.2V-600mAh] No.2325

FOR 7.2V-600mAh ELECTRIC AIRPLANE/MOTORCYCLE NiCd PACKS. FACTORY PRE-SET CURRENT. AUTO SHUT-OFF. USES 12V CAR BATTERY.



●DC QUICK CHARGER  
[7.2V-270mAh] No.2332

FOR 7.2V-270mAh BAJA BAGS/1/18 F1 RACING CAR/MINISTOCKERS/ELECTRIC AIRPLANE NiCd PACKS. FACTORY PRE-SET CURRENT. AUTO SHUT-OFF. USES 12V CAR BATTERY.



●DC QUICK CHARGER  
[6V-450mAh] No.2365

FOR 6V-450mAh ELECTRIC AIRPLANE NiCd PACKS. FACTORY PRE-SET CURRENT. AUTO SHUT-OFF. USES 12V CAR BATTERY.



●FET AUTO CHARGER No.2246

FULLY AUTOMATIC ONESETTING OPERATION. AUTOMATIC SWITCH-OVER BY DELTAPEAK CIRCUIT TO TRICKLE CHARGING WHEN BATTERY FULLY CHARGED. NO RISK OF OVERCHARGING. NO RISK OF REVERSE CONNECTION TO CAR BATTERY. EASY BATTERY CONNECTION. STORAGE COMPARTMENT FOR BATTERY LEADS.



●MULTI-CHARGER II No.1849

CHARGES ANY 4.8-8.4V/250-1800mAh NiCd BATTERY FOR TIME PERIOD. CAN ALSO DISCHARGE AT FIXED RATE. COMPARTMENT FOR LEADS.

# RACING MOTORS

## HIGH-PERFORMANCE MOTORS FOR ELECTRIC MODELS

ALL KYOSHO MEGA, LeMANS PRO, SUPER STOCK, LeMANS AND SPA MOTORS ARE CUSTOM-DESIGNED FOR HIGH POWER OUTPUT AND RELIABLE SERVICE, REGARDLESS OF THE PRICE RANGE. FOUR STAFF MEMBERS WORK FULL-TIME DEVELOPING AND IMPROVING MOTOR DESIGNS, AND ALL MOTORS (AND PARTS USED IN THEM, EXCEPT BEARINGS) ARE PRODUCED IN KYOSHO'S OWN FACTORY IN LIMITED NUMBERS, SO THEY RECEIVE INDIVIDUAL ATTENTION (SEMI- HANDMADE).



**MEGA MOTOR 12×2 PAVED OVAL No.2471**  
12 TURN DOUBLE WIND. IDEAL FOR ANY ON-ROAD OVAL RACING. ALSO SUITABLE FOR HIGH-SPEED DIRT OVAL RACING. WET MAGNETS FOR EXTRA POWER. 37,000 RPM MAX.



**MEGA MOTOR 14×2 DIRT OVAL No.2472**  
14 TURN DOUBLE WIND. IDEAL FOR ANY DIRT OVAL RACING. ALSO SUITABLE FOR 4WD OFF-ROAD AND 1/10 ON-ROAD RACING. WET-PROCESS MAGNETS FOR EXTRA POWER. 33,000 RPM MAX.



**MEGA MOTOR 16×2 4WD OFF-ROAD No.2473**  
16 TURN DOUBLE WIND. IDEAL FOR ANY 4WD OFF-ROAD RACING. ALSO SUITABLE FOR 2WD OFF-ROAD AND 1/10 SCALE ON-ROAD RACING. WET-PROCESS MAGNETS FOR EXTRA POWER. 29,000 RPM MAX.



**MEGA MOTOR 18×2 2WD OFF-ROAD No.2474**  
18 TURN DOUBLE WIND. IDEAL FOR ANY 2WD OFF-ROAD RACING. ALSO SUITABLE FOR 4WD OFF-ROAD RACING AND 1/12 SCALE RACING. WET-PROCESS MAGNETS FOR EXTRA POWER. 27,000 RPM MAX.



**MEGA MOTOR 20×2 ON-ROAD No.2475**  
20 TURN DOUBLE WIND. IDEAL FOR ANY 1/10 OR 1/12 SCALE ON-ROAD RACING. ALSO SUITABLE FOR 2WD OFF-ROAD RACING. WET-PROCESS MAGNETS FOR EXTRA POWER. 24,000 RPM MAX.



**MEGA MOTOR 22×1 OUTLAW STOCK No.2476**  
22 TURN SINGLE WIND. FOR USE IN ANY OFF-ROAD OR ON-ROAD OUTLAW STOCK. ROAR APPROVED MODIFIED MOTOR. WET MAGNETS FOR EXTRA POWER. 22,000 RPM MAX.



**MEGA MOTOR 360 MONSTER TRUCK No.2477**  
IDEAL FOR USE IN MONSTER TRUCKS. ALSO SUITABLE FOR ELECTRIC BOATS AND OFF-ROAD RACING. 550 SIZE CAN FOR MORE TORQUE. 21,000 RPM MAX.



**LEMANS PRO HIGH SPEED No.2481**  
FOR HIGH-SPEED OFF-ROAD SPRINT RACES HIGH-EFFICIENCY, HIGH-POWER MOTOR FOR HIGH-LEVEL COMPETITION. OPTIMIZED FOR FULL POWER WITH 1700mAh BATTERIES.



**LEMANS PRO HIGH TORQUE No.2483**  
FOR HIGH-TECHNIQUE OFF-ROAD RACES HIGH-EFFICIENCY, HIGH-POWER MOTOR FOR HIGH-LEVEL COMPETITION. OPTIMIZED FOR FULL POWER WITH 1700mAh BATTERIES.



**LEMANS PRO ON-ROAD No.2485**  
FOR HIGH-SPEED ON-ROAD 8-MINUTE RACES HIGH-EFFICIENCY, HIGH-POWER MOTOR FOR HIGH-LEVEL COMPETITION. OPTIMIZED FOR FULL POWER WITH 1700mAh BATTERIES.



**SUPER STOCK 20 No.1992**  
HIGHEST-PERFORMANCE "STOCK" TYPE RACING MOTOR AVAILABLE. FACTORY-SET 34° ADVANCE TIMING FOR MAXIMUM TOP SPEED. EXCELLENT FOR 2WD AND 4WD OFF-ROAD HIGH-SPEED COMPETITION.



**SUPER STOCK 34 No.1993**  
SUPER-HIGH PERFORMANCE "STOCK" TYPE RACING MOTOR. FACTORY-SET 20° ADVANCE TIMING FOR HIGHEST TORQUE. BEST CHOICE FOR ANY REQUIRING MAXIMUM ACCELERATION.




**LEMANS SPEED 240T No.1986**  
TOP-OF-THE-LINE MOTOR (HIGH-TORQUE TYPE) FOR 1/10-SCALE OFF-ROAD RACING. HAND-WOUND ROTOR (0.7mm-16T). SOLDERED COMMUTATOR. WET PROCESS FERRITE MAGNETS.



**LEMANS SPEED 480T No.1988**  
TOP-OF-THE-LINE MOTOR (HIGH-SPEED TYPE) FOR ON-ROAD FULL-POWER 8-MINUTE RACES USING 1700mAh BATTERY. HAND-WOUND ROTOR (0.65mm-19T). SAME QUALITY FEATURES AS SPEED 240T.



**LEMANS 600E No.1894**  
AN EXCELLENT CHOICE FOR POWERING MODEL ROAD CARS. HIGH POWER, QUICK ACCELERATION, AND MODERATE BATTERY DRAIN.



**SPA-240WS No.W-1011**  
FOR 4-MINUTE SPRINT RACES WHERE THE HIGHEST POSSIBLE TOP SPEED AND ACCELERATION ARE REQUIRED.




**SPA-480WT No.W-1012**  
FOR 8-MINUTE RACES. HIGH-TORQUE TYPE FOR MAXIMUM ACCELERATION AND IN 4WD MACHINES THAT CAN USE ALL AVAILABLE TORQUE.



**LEMANS DM20 No.1934**  
SPECIAL HIGH-PERFORMANCE MINI MOTOR FOR BAJA-BUGS SERIES AND R/C MOTORCYCLES.



**LEMANS DMC20BB No.1935**  
SPECIAL HIGH-PERFORMANCE MINI MOTOR. HIGH-SPEED TYPE FOR BAJA-BUGS SERIES AND R/C MOTORCYCLES.



**AP36L SPECIAL No.2461**  
HIGH-TORQUE 550-TYPE MODEL AIRPLANE MOTOR. OPTIMIZED FOR DIRECT DRIVE. DOUBLE-WOUND ARMATURE FOR HIGH TORQUE. FULLY ADJUSTABLE TIMING FOR OPTIMUM POWER/CURRENT CHARACTERISTICS.



**LEMANS AP36 No.1962**  
CUSTOM DESIGNED FOR ELECTRIC MODEL AIRPLANES. VERY HIGH POWER OUTPUT. EXCELLENT IN KYOSHO PROP DRIVE UNITS.



**LEMANS AP29 No.1929**  
HIGH-TORQUE, GENERAL-PURPOSE TYPE, SUITABLE FOR MODEL AIRPLANES AND BOATS.



**LEMANS AP29BB No.1930**  
SPECIAL HIGH-PERFORMANCE MOTOR FOR AIRCRAFTS AND BOATS.

# APPLICATION CHART



MOTOR NAME	MEGA MOTOR							LeMANS PRO			SUPER STOCK		LeMANS MOTOR			SPA		LeMANS MOTOR			
	PAVED OVAL	DIRT OVAL	4WD OFF-ROAD	2WD OFF-ROAD	ON-ROAD	OUTLAW STOCK	MONSTER TRUCK	HIGH-SPEED	HIGH-TORQUE	ON-ROAD	20	34	SPEED 240T	SPEED 480T	600E	240WS	480WT	AP36L	AP36	AP29	AP29BB
CHEVROLET LUMINA	○	○	⊙	⊙	○	⊙	×	⊙	○	○	⊙	⊙	⊙	⊙	○	⊙	○	×	×	×	×
SLING SHOT 4WD	○	○	⊙	⊙	○	⊙	×	⊙	○	○	⊙	⊙	⊙	⊙	○	⊙	○	×	×	×	×
SIDEWAYS	○	○	⊙	⊙	○	⊙	○	⊙	○	○	⊙	⊙	⊙	⊙	○	⊙	○	×	×	×	×
RAIDER 2WD	○	○	○	⊙	○	○	○	⊙	○	○	○	○	⊙	○	○	⊙	○	×	×	×	×
RAIDER ARR	○	○	○	⊙	○	○	○	⊙	○	○	○	○	⊙	○	○	⊙	○	×	×	×	×
SUPER BOMBER	○	○	○	⊙	○	○	○	⊙	○	○	○	○	⊙	○	○	⊙	○	×	×	×	×
TURBO RAIDER	○	○	○	⊙	○	○	○	⊙	○	○	○	○	⊙	○	○	⊙	○	×	×	×	×
MAXXUM FF	○	○	○	⊙	○	○	○	⊙	○	○	○	○	⊙	○	○	⊙	○	×	×	×	×
ULTIMA PRO	○	○	○	⊙	○	○	○	⊙	○	○	○	○	⊙	○	○	⊙	○	×	×	×	×
AERO STREAK 4WD	○	○	⊙	⊙	○	○	○	○	⊙	○	○	○	⊙	○	○	⊙	○	×	×	×	×
SHADOW 4WD	○	○	⊙	○	○	○	○	○	⊙	○	○	○	⊙	○	○	⊙	○	×	×	×	×
LAZER ZX	○	○	⊙	○	○	○	○	○	⊙	○	○	○	⊙	○	○	⊙	○	×	×	×	×
OPTIMA MID CUSTOM	○	○	⊙	○	○	○	○	○	⊙	○	○	○	⊙	○	○	⊙	○	×	×	×	×
OPTIMA MID CUSTOM SPECIAL	○	○	⊙	○	○	○	○	○	⊙	○	○	○	⊙	○	○	⊙	○	×	×	×	×
TURBO ROCKY	○	○	⊙	○	○	○	○	○	⊙	○	○	○	⊙	○	○	⊙	○	×	×	×	×
DOUBLE DARE 4WDS	○	○	○	○	○	○	×	×	×	○	○	○	×	×	○	⊙	○	×	×	×	×
BIG BOSS	○	○	○	○	○	○	⊙	×	×	○	○	○	×	×	○	⊙	○	×	×	×	×
HI-RIDER CORVETTE	○	○	○	○	○	○	○	×	×	○	○	○	×	×	○	⊙	○	×	×	×	×
BIG BRUTE	○	○	○	○	○	○	⊙	×	×	⊙	○	○	×	×	○	⊙	○	×	×	×	×
PLAZMA MKIII KS-2	○	○	○	○	⊙	○	×	○	○	⊙	○	○	⊙	⊙	○	⊙	⊙	×	×	×	×
AXIS EX	○	○	○	○	⊙	○	×	○	○	⊙	○	○	⊙	⊙	○	⊙	⊙	×	×	×	×
PETIT FANTASY M20	×	×	×	×	×	×	×	×	×	×	×	×	×	×	×	×	×	×	×	×	×
PETIT BALLAD 900	×	×	×	×	×	×	×	×	×	×	×	×	×	×	×	×	×	×	×	⊙	⊙
PETIT BREEZIN 1200	×	×	×	×	×	×	×	×	×	×	×	×	×	×	×	×	×	×	×	⊙	⊙
REFLEX	○	○	○	○	×	×	×	○	○	○	×	×	○	×	×	○	×	⊙	⊙	×	×
FLASH EP	○	○	○	○	○	×	×	○	○	○	×	×	○	○	×	○	○	×	⊙	×	×
CESSNA 177 CARDINAL M36	○	○	○	○	○	×	×	○	○	○	×	×	○	○	×	○	○	×	⊙	×	×
ZERO FIGHTER M36	○	○	○	○	○	×	×	○	○	○	×	×	○	○	×	○	○	×	⊙	×	×
P-51D MUSTANG M36	○	○	○	○	○	×	×	○	○	○	×	×	○	○	×	○	○	×	⊙	×	×
VALENCIA 1800	○	○	○	○	○	×	×	○	○	○	×	×	○	○	×	○	○	×	⊙	×	×
EXPRESS M29	×	×	×	×	×	×	×	×	×	×	×	×	×	×	×	×	×	×	×	×	⊙
STRATUS 2000	○	○	○	○	×	×	×	○	○	×	×	×	○	×	×	○	×	⊙	○	×	×
MELODY MOTOR PYLON	×	×	×	×	×	×	×	×	×	×	×	×	×	×	×	×	×	×	×	⊙	⊙

MARKS : ⊙=RECOMMENDED ○=SUITABLE ×=WILL NOT FIT

# BLITZ STARTER

No.1791



## BLITZ STARTER No.1791

- DIRECT-DRIVE, HIGH-SPEED, HIGH-TORQUE TYPE.
- STARTS 2-STROKE ENGINES UP TO .61, 4-STROKE UP TO .91 SIZE.
- STARTS SMALL 2-STROKE ENGINES THAT REQUIRE HIGH CRANKING SPEED.
- STARTS AIRCRAFT ENGINES WITH OR WITHOUT SPINNER.
- STARTS CAR ENGINES BY RUBBER DRIVE WHEEL (OPTION #BZ-1).
- STARTS HELICOPTERS/BOATS USING BELT BY GROOVED PULLEY (BELT NOT INCLUDED).
- SQUEEZE-TYPE SWITCH FOR CONVENIENT ONE-HAND OPERATION.
- COLOR-CODED BATTERY CLIPS FITTED.
- OPERATES FROM 12V BATTERY (5Ah OR HIGHER).





## K&B STARTER PACK

STARTING SET FOR MODEL GLOW-PLUG ENGINES

No.6401



## K&B HANDY FUEL

FUEL FOR MODEL GLOW-PLUG ENGINES

No.6411



FOR JAPANESE MARKET ONLY




# K&B FUELS, GLOW PLUGS & KYOSHO RACING FUELS




MICRON LINE STRIPING TAPE  
No.1341/1342/1343

MICRON LINE TAPE  
CHARACTERISTICS  
ELECTRICALLY INSULATING  
NON-CONDUCTIVE  
NON-TOXIC  
NON-CORROSIVE  
NON-FLAMMABLE  
NON-DEGRADABLE  
NON-AGING  
NON-CONTAMINATING  
NON-ADHESIVE  
NON-TOXIC  
NON-CORROSIVE  
NON-FLAMMABLE  
NON-DEGRADABLE  
NON-AGING  
NON-CONTAMINATING  
NON-ADHESIVE



FOR JAPANESE MARKET ONLY



# COLOR DECAL



No.1754



## FOR WRINKLE-FREE TRIMMING AND CUSTOMIZING YOUR MODEL!

KYOSHO'S COLOR DECAL SHEETS ARE PRESSURE SENSITIVE, SOLID-COLOR TRIM SHEETS. CUT OUT THE PATTERN AND STICK IT DOWN. WRINKLE-FREE! SHEET STRETCHES OVER CURVES.

- No.1754W WHITE
- No.1754BK BLACK
- No.1754R RED
- No.1754Y YELLOW
- No.1754O ORANGE
- No.1754RB ROYAL BLUE
- No.1754LB LIGHT BLUE
- No.1754LG LIGHT GREEN
- No.1754MG GOLD
- No.1754MS SILVER
- No.1754KY FLUORESCENT YELLOW
- No.1754KG FLUORESCENT GREEN
- No.1754KO FLUORESCENT ORANGE
- No.1754KP FLUORESCENT PINK



## MICRON LINE TAPE

No.1841 No.1842 No.1843

### MICRON LINE STRIPING TAPE

No.1841/1842/1843

MICRON LINE TAPE GIVES THE LOOK THAT MARKS THE WORK OF A CRAFTSMAN, NEAT STRIPES OF EVEN WIDTH FROM ONE END TO THE OTHER. MICRON LINE CAN FOLLOW ALMOST ANY CURVE AND IS SELF-ADHESIVE, STICKING WITH JUST A TOUCH TO ANY SMOOTH SURFACE, SUCH AS PLASTIC CAR BODIES, SILKYCOTE, EXCELCOTE AND OTHER FINISHING MATERIALS, DOPED SURFACES, ETC. MICRON LINE TAPE COMES IN 6 COLORS AND 1, 1.5 AND 2.5mm WIDTHS (5m LENGTH).




MICRON LINE TYPE

## POLYCA COLOR

No.2230



### POLYCA COLOR



### POLYCA COLOR No.2230

POLYCA ACRYLIC PAINT IS SPECIALLY FORMULATED FOR USE ON NEARLY ALL PLASTIC MATERIALS USED IN MODELS, SUCH AS POLYSTYRENE, POLYCARBONATE, ABS, BUTYRATE, ETC. FLEXIBLE WATER-BASED.

## HOT KNIFE SOLDERING IRON

No.378

### HOT KNIFE/SOLDERING IRON No.378

COMBINATION OF SOLDERING IRON (30W) AND CUTTING BLADE ATTACHMENT THAT LETS IT CUT NEATLY THROUGH PLASTIC SHEET. INCLUDES SOLDER AND FLUX. FOR 100V. USE WITH TRANSFORMER (NOT INCLUDED) FOR OTHER VOLTAGES.



### LOW-VOLTAGE SOLDERING IRON No.1825

OPERATES FROM 12V CAR BATTERY. CARRY TO FIELD IN TOOL KIT. FAST ONE-MINUTE WARM-UP DUE TO CERAMIC ELEMENT. 18W.



LOW-VOLTAGE SOLDERING IRON

## LOW-VOLTAGE SOLDERING IRON

No.1825

## HOBBY SHEARS & SANDER

No.1829



No.378B SPARE BLADE, 12 EACH  
No.378D SPARE CHUCK

HOT KNIFE SOLDERING IRON

### HOBBY SHEARS AND SANDER No.1829

FOR CUTTING AND TRIMMING PLASTIC CAR BODIES, AND FOR USE AS UTILITY SHEARS FOR CUTTING THIN ALUMINUM AND OTHER SOFT METALS, PLASTIC SHEET, FIBERGLASS CLOTH, ETC. FLAT INNER SECTION OF BLADES MAKES STRAIGHT CUTS, WHILE CURVED TIPS MAKE TIGHT INSIDE CUTS FOR WHELL-WELLS ETC.



HOBBY SHEARS AND SANDER



## ADVANCE 5ch/7ch RADIO CONTROL SYSTEMS



SYSTEM No.2581: 7CH FM  
7CHANNELS 4 SERVOS FULL NiCads



SYSTEM No.2584: 5CH PCM  
5 CHANNELS 4 SERVOS FULL NiCads

# DIGITAL PROPORTIONAL RADIO CONTROL SYSTEMS

## IMPULSE II RADIO CONTROL SYSTEMS

THERE IS AN IMPULSE II RADIO CONTROL SET FOR EVERY APPLICATION REQUIRING A HIGH-QUALITY TWO-CHANNEL SYSTEM. THE TRANSMITTER IN EACH SYSTEM IS THE SAME, AND FEATURES GOOD RANGE AND A CLEAN SIGNAL. REVERSING SWITCHES ALLOW CHANGING THE DIRECTION OF THE SERVOS ON BOTH CHANNELS. THE BATTERY POWER METER CAN BE READ EASILY TO GIVE WARNING OF LOW BATTERIES. THE SERVOS ARE PERFECTLY SUITED TO ALL APPLICATIONS REQUIRING SMALL SIZE AND GOOD POWER. CHOOSE THE SYSTEM DESIGNED FOR YOUR TYPE OF MODEL. THE RECEIVER UNIT IS SENSITIVE, AND DESIGNED TO REJECT UNWANTED SIGNALS.



### SYSTEM No.2545

THE "STANDARD" SET. LIGHTWEIGHT RECEIVER AND TWO MINI SERVOS. AVAILABLE ON 75MHz AND 27MHz (FOR SURFACE MODELS.)



### SYSTEM No.2546

CUSTOM DESIGNED FOR SMALL AND MINIATURE CARS, LIKE THE BAJA BUGS AND MINI GP RACERS, BUT USABLE WHEREVER THERE IS A NEED FOR A MINIATURE RECEIVER AND ELECTRONIC SPEED CONTROLLER IN A SINGLE UNIT PLUS ONE MINI SERVO. FORWARD AND REVERSE-SPEED CONTROL. AVAILABLE ON 75MHz AND 27MHz (FOR SURFACE MODELS).



### SYSTEM No.2547

CUSTOM DESIGNED FOR MINIATURE MOTORCYCLES, LIKE THE 1/8-SCALE HONDA NSR500 AND YAMAHA YZR500, MINIATURE COMBINED RECEIVER AND ELECTRONIC SPEED CONTROLLER WITH ONE MINI SERVO, FORWARD SPEED CONTROL AND BRAKE FUNCTIONS. AVAILABLE ON 75MHz AND 27MHz (FOR SURFACE MODELS).



### SYSTEM No.2548

SAME SPECIFICATIONS AS SYSTEM #2545, BUT AVAILABLE IN A VARIETY OF FREQUENCIES ON THE 72MHz BAND FOR CONTROLLING MODEL AIRCRAFT. (NOT FOR SURFACE MODELS.) NOTE: THE 72MHz BAND IN NORTH AMERICA HAS BEEN SET ASIDE EXCLUSIVELY FOR AIRCRAFT MODELS, WHILE 75MHz IS ONLY FOR SURFACE MODELS, THIS IS TO AVOID INTERFERENCE THAT COULD CAUSE A DANGEROUS CRASH.

## PULSAR PRO 2000 AND EXP 2001 RADIO CONTROL SYSTEMS

FEATURES OF PRO 2000 AND EXP 2001: HIGH QUALITY AT REASONABLE COST. DESIGNED FOR MAXIMUM RESISTANCE TO CROSS-MODULATION FOR SOLID CONTROL. SERVO REVERSING ON BOTH CHANNELS. POSITION WHEEL ON EITHER SIDE FOR RIGHT OR LEFT HANDERS. BALANCED TO ELIMINATE WRIST FATIGUE. JACK FOR RECHARGING NiCd CELLS. (BATTERIES NOT INCLUDED.) BEC FEATURE TO ELIMINATE Rx BATTERY. BATTERY METER. 27MHz AND 75MHz FREQUENCIES. FOR CARS AND BOATS.



No.2555: EXP 2001 TRANSMITTER, RECEIVER, TWO SERVOS



No.2556: PRO 2000 TRANSMITTER, RECEIVER, TWO SERVOS




No.2557: PRO 2000 TRANSMITTER PLUS RECEIVER/CONTROLLER/SERVO SET No.2566 FOR MINI CARS



No.2558: PRO 2000 TRANSMITTER PLUS RECEIVER/CONTROLLER/SERVO SET No.2567 FOR MINI MOTORCYCLES

# ELECTRONIC SPEED CONTROLLERS AND ACCESSORIES




## RECEIVER/CONTROLLER/SERVO UNIT No.2566

MINIATURE RECEIVER/ELECTRONIC SPEED CONTROLLER UNIT AND MINI SERVO AS USED IN SYSTEM No.2546. USE WITH ANY IMPULSE II, PULSAR, OR OTHER AM TRANSMITTER OF SAME FREQUENCY.



## RECEIVER/CONTROLLER/SERVO UNIT No.2567


MINIATURE RECEIVER/ELECTRONIC SPEED CONTROLLER UNIT AND MINI SERVO AS USED IN SYSTEM No.2547. USE WITH ANY IMPULSE II, PULSAR, OR OTHER AM TRANSMITTER OF SAME FREQUENCY.



## SUPER-SPEED 1000 ELECTRONIC SPEED CONTROLLER

SOLID-STATE POWER-FET SIMPLICITY AND RELIABILITY FOR CONTROLLING ELECTRIC MOTORS OF MODEL CARS, AIRPLANES, AND BOATS. LIGHTER AND LESS COMPLEX THAN COMBINED SERVO AND MECHANICAL CONTROLLER; JUST PLUG SPEED CONTROLLER INTO RECEIVER. SPEED CONTROL AND BRAKING FUNCTIONS. ADJUSTABLE RESPONSE. MAXIMUM CONTINUOUS CURRENT RATING OF 210 AMPS (MORE THAN 6 TIMES THE NORMAL CURRENT OF A HIGH-POWER MOTOR), AND MAXIMUM PEAK OF 1260 AMPS. VERY LOW POWER LOSS, ONLY 0.004 VOLTS PER AMP. FOR 6 TO 9.6V BATTERIES. WEIGHT ONLY ABOUT 40g.

No.2593KY: KYOSHO CONNECTOR  
 No.2593FG: FUTABA "G" CONNECTOR  
 No.2593FJ: FUTABA "J" CONNECTOR  
 No.2593KO: KO CONNECTOR  
 No.2593SW: SANWA CONNECTOR



## AUTO CUTOFF RELAY WITH ON-OFF MOTOR CONTROLLER


ALLOWS SWITCHING MOTOR OF ELECTRIC AIRCRAFT ON/OFF REPEATEDLY IN FIGHT. WHEN BATTERY RUNS LOW, CUTOFF UNIT SWITCHES MOTOR OFF, KEEPING ENOUGH POWER IN RESERVE TO CONTROL MODEL.

No.1811: FUTABA "J" CONNECTORS  
 No.1812: FUTABA "G" CONNECTORS  
 No.1813: AIRTRONICS CONNECTORS



## KYOSHO ORIGINALS

FOR THE KYOSHO ENTHUSIAST! SEVERAL FASHIONABLE AND PRACTICAL ITEMS FOR THE TRACK. AND SOME VIDEO TAPES TO SHOW SELECTED KYOSHO PRODUCTS GOING THROUGH THEIR PACES.



'90 KYOSHO PROMOTION VIDEO No.4187



WAIST POUCH No.4087KY



KYOSHO ORIGINAL CAP No.4108



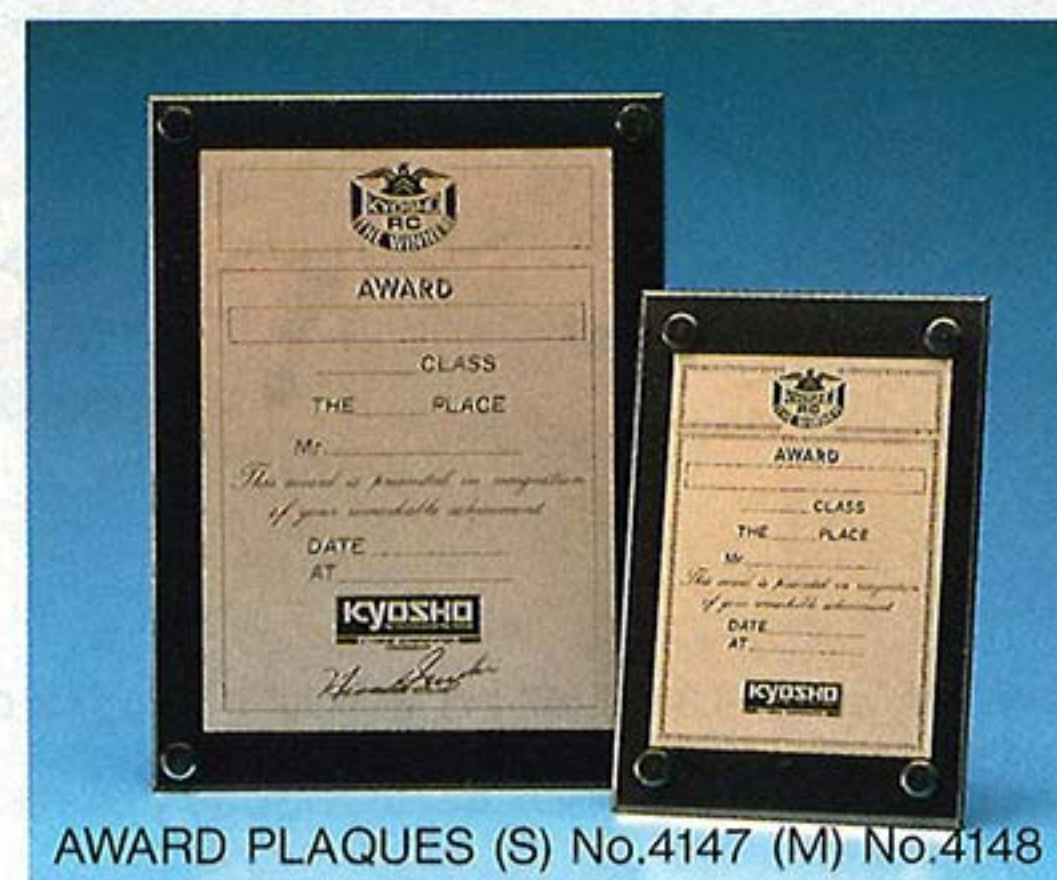
KOSHO ORIGINAL T-SHIRT (M) (L) No.4111



R/C APRON No.4121



LOGO-TYPED STICKERS





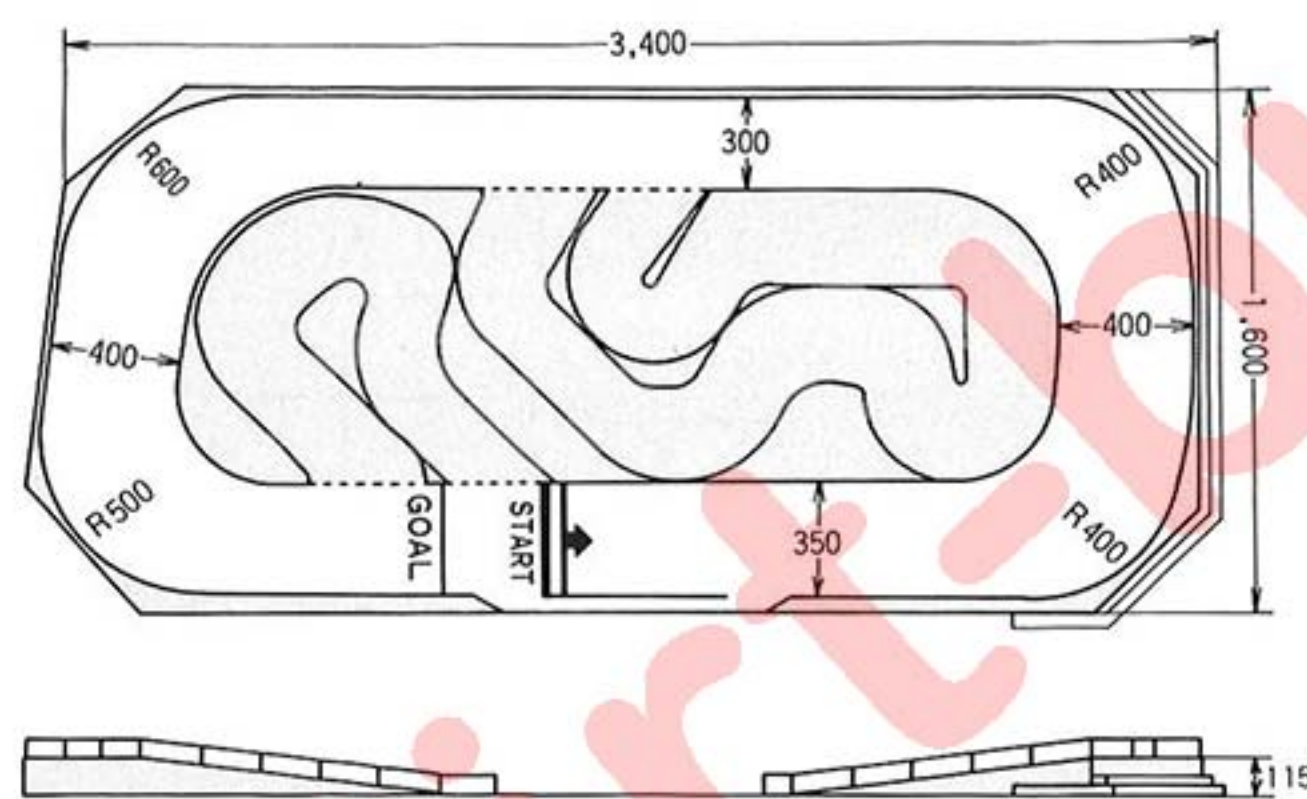
HEAD OFFICE



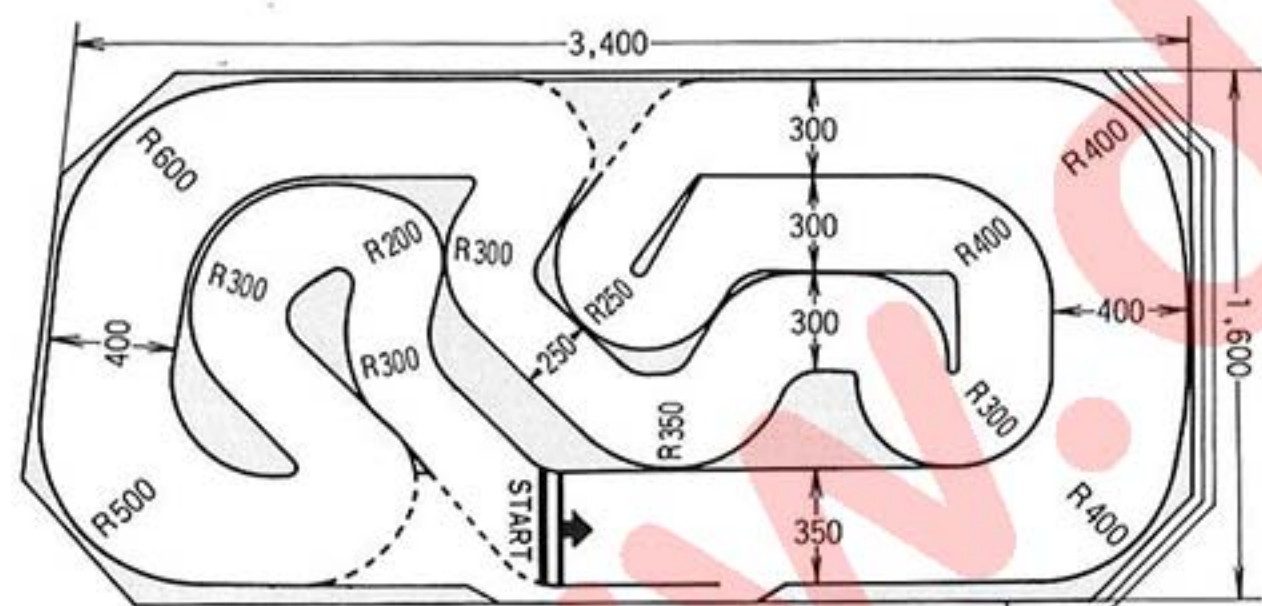
ATSUGI OPERATION CENTER

## KYOSHO CIRCUIT

THESE ARE KYOSHO'S TEST CIRCUITS AND ARE OPEN TO THE PUBLIC ON WEEKENDS.

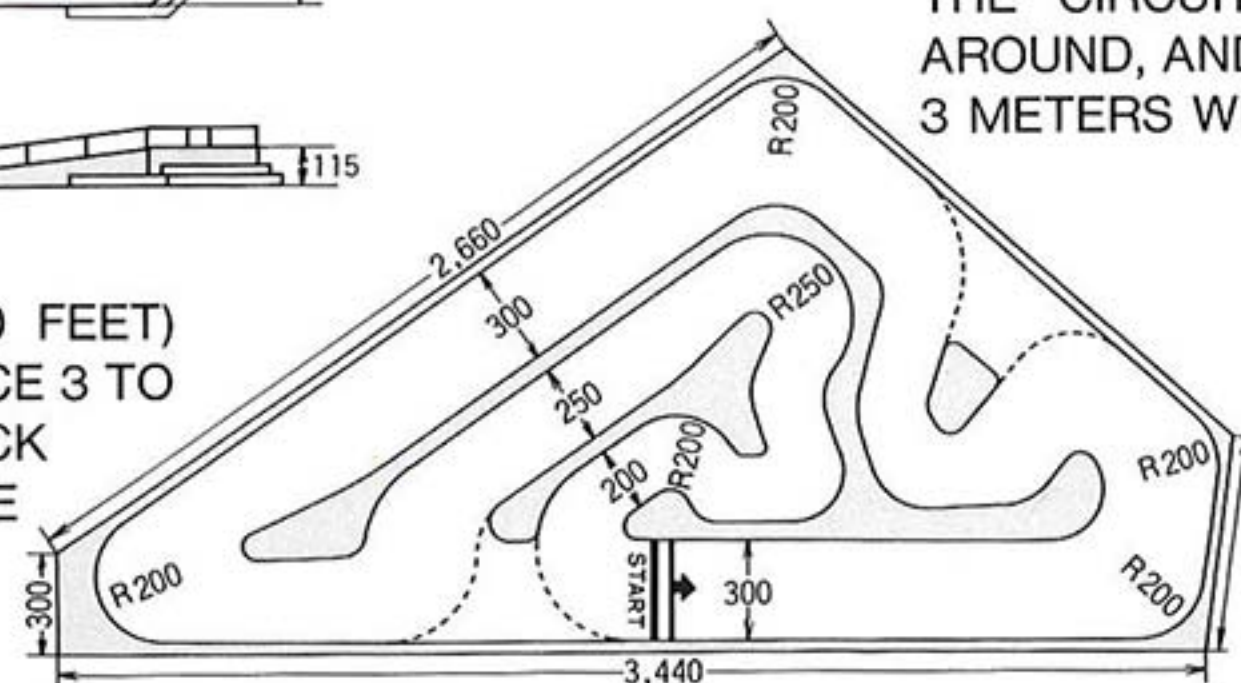


▲ **THE OUTER OVAL TRACK**  
THE CIRCUIT IS 90 METERS (300 FEET) AROUND WITH 15° BANKING.



### ▲ **ELECTRIC ON-ROAD TRACK**

THE CIRCUIT IS 160 METERS (530 FEET) AROUND, AND HAS A HARD SURFACE 3 TO 4 METERS WIDE. THE OUTER TRACK HAS 15° BANKED TURNS, WHILE THE INFIELD IS USED AS A TWISTY "TECHNICAL" COURSE.



### ▼ **ELECTRIC OFF-ROAD BUGGY TRACK**

THE CIRCUIT IS 103 METERS (340 FEET) AROUND, AND HAS AN EARTH TRACK 2 TO 3 METERS WIDE.





**KYOSHO CORPORATION**

**ATSUGI OPERATION CENTER**

153, FUNAKO NAGAKA-MACHI, ATSUGI, KANAGAWA 243, JAPAN  
TELEFAX:0462-29-5033 TELEX:J47979 KYOSHO TELEPHONE:0462-29-1511

**HEAD OFFICE**

1-9-3 HIRAKAWA-CHO, CHIYODA-KU, TOKYO 102, JAPAN TELEPHONE:03-264-4111